



2024 COLLECTION

BE OUTSIDE.



THE JOURNEY CONTINUES

— For more than 25 years, Tuuci has revolutionized outdoor spaces with durable, innovative shade platforms featuring nautically inspired designs. Founded by Dougan Clarke in 1998, Tuuci was born from sea-side roots in Miami, Florida where Clarke began his career as a marine outfitter for high-performance yachts.

With a keen eye for design and a passion for form and function, Dougan applied his craftsmanship to the shade industry to create Tuuci's unique brand of marine-grade, shade architecture. Today, Tuuci's distinctive designs and furnishings may be experienced around the world and are sought by leading design professionals within the architectural and design community.

As our journey continues, we remain steadfastly committed to creating products that allow us all to enjoy nature in its most basic form - a comfortable place in the shade.

AUTHENTIC MARINE GRADE

— The exacting standards of the marine world are reflected in **everything we create**. That's why our parasols use marine grade aluminum alloy, fiberglass and stainless steel to create beautiful yet extremely durable shade structures that perform in the toughest environments.





ENGINEERED FOR A LIFETIME

— We re-imagined the outdoor parasol in a way that is both exceedingly durable and long-lasting. The modular design of our patented independent bracket hub system allows for simple maintenance, adding years of life to each of our shade structures.

Our commitment to creating best-in-class shade architecture is matched only by a best-in-class warranty.

TAILOR-MADE SHADE

— We are honored to have received countless Design Excellence Awards, but we are proudest to see how our products complement the creativity of others. With boundless fabric, trim, fringe, finish choices and combinations, our parasol and shade systems provide an opportunity to elevate any space.

We dream. We imagine. You create.





ENDURING ELEGANCE

— Beauty and durability synchronize flawlessly with our Plantation **Aluma-TEAK**. For over a decade, we have perfected the art of creating the indistinguishable appearance of hardwood, impervious to sea-side corrosion and UV degradation. The result is a product uniquely inspired by nature with everlasting resilience.

SHADE STUDIO

— Seeing is understanding. Our innovative virtual Shade Studio converts parasol, cabana and planter specifications into dynamic client-ready renderings. This industry-first visualizer uses sophisticated gaming technology to provide a robust 3D experience and bring ideas to life. Customizations and enhancements are viewed in real time to visually demonstrate options and facilitate decision making.



Table of Contents

Collections

SHADE

Ocean Master

Bay Master

SHELTER

Cabanas

Lounges

URBAN GARDEN

Projects

Products

Premium Parasols

Essential Parasols

Cabanas

Lounges

Accessories

Materials & Enhancements

Finishes

Fabrics

Enhancements

Branding

18-139

20-67

68-89

92-105

106-117

118-139

140-159

160-233

162-201

202-215

216-221

222-227

228-233

234-251

236-239

240-247

248-249

250-251





SHADE

PREMIUM OCEAN MASTER COLLECTION

Form meets function in Tuuci's premium Ocean Master collection, which offer superior design, quality and engineering. Proportioned for a range of spaces, the structures are built of marine-grade materials to withstand the harshest weather conditions while providing durability and ease of use.



Collection Index



OCEAN MASTER MEGA MAX
Center Post 24



OCEAN MASTER MAX
Center Post 30



OCEAN MASTER MAX
Cantilever 42



OCEAN MASTER M1
Center Post 50



OCEAN MASTER M1
Cantilever 62

Ocean Master

MEGA MAX Center Post




STATEMENT PIECE


Tuuci's MEGA MAX parasol is a statement piece intended to suit all large outdoor shade needs. Design and engineering meet to produce an elegant profile with robust construction created to withstand high winds up to 45mph / 70kmh sustained and gusts up to 75mph / 120kmh. The strength, durability and serviceable design allows for an extended usable life reducing the environmental impact of the product.

Canopy Shapes — Square, Round & Rectangle.


Canopy Sizes — 16' / 4.9m up to 24' / 7.3m.



EasyDrive Crank Lift. The MEGA MAX operates with a heavy-duty gearbox and self-lubricating lead screw mechanism for smooth and easy opening and closing with the external hand crank.



Vision Hub Design. The parasol features our latest hub design constructed of marine grade stainless steel which maximizes durability. The 5.25" / 133mm mast has a 4-channel aluminum extrusion that amplifies its strength.



PRODUCT DETAILS ON **PAGE 164**

11 PREMIUM FINISHES



WEATHERED




NATURAL



JAVA

PLANTATION ALUMA-TEAK



SILVER SAND




GLACIER WHITE




SANDBAR




OYSTER



NIGHT FOG



ESPRESSO



GRAPHITE



BLACK SEA

PREMIUM POWDER COAT

Profound Strength
— & Reserved Beauty



Ocean Master

MAX Center Post




MARINE GRADE

Every silhouette in the Ocean Master MAX Collection stuns, and the engineering allows each parasol to cast its shade even in the toughest of conditions. The V-MAX Strut is exclusive to the collection and designed to resist wind forces with its radial strength precisely where needed most.

Canopy Shapes — Square, Octagon & Rectangle.

Canopy Sizes — 8' / 2.45m up to 18' / 5.5m.





Patented Independent Bracket Hub. The Ocean Master MAX Center Post parasols are artfully crafted to withstand the harshest marine elements and the test of time.



V-MAX Strut Design. This state-of-the-art Strut Design combined with reinforced shade skins and solid-state operating systems, ensures many years of profound strength and reserved beauty.

15 PREMIUM FINISHES

 POLISHED TITANIUM FLAGSHIP	 ASPEN WHITE	 CYPRESS	 DRIFTWOOD	 WEATHERED	 NATURAL	 JAVA
PLANTATION ALUMA-TEAK						
 SILVER SAND	 GLACIER WHITE	 SANDBAR	 OYSTER	 NIGHT FOG	 ESPRESSO	 GRAPHITE
PREMIUM POWDER COAT						
 BLACK SEA						



PRODUCT DETAILS ON PAGE 171



Style Classic
Frame 8.0' / 2.45m Square
Finish Polished Titanium
Canopy MXT 9003 Natural



Style Classic
Frame 11.0' / 3.4m Octagon
Finish Glacier White
Canopy MXT 9319 Poppy Red
Enhancement Scalloped Valance & Cord Fringe

Expansive Shade

Minimalistic Design




Ocean Master

MAX Nautical Teak



PRODUCT DETAILS ON PAGE 173



NATURAL BEAUTY


Drawing inspiration from classic and modern sailing architecture and details, this innovative design sets a new standard for teak parasols. A uniquely reinforced mast sports an aluminum spine, adding strength while also affording the integration of an internal telescoping crank lift system, something never before achieved on a teak parasol.

Canopy Shapes — Square, Octagon & Rectangle.

Canopy Sizes — 6.5' / 2m up to 13' / 4m.



Support Where You Need It. Inspired by our marine roots, our premium teak parasol blends the beauty of hardwood, elements of nautical design and durability of corrosion-proof materials.




Aluma-CORE Mast. This mast enables our proprietary gear system and telescoping mast, which allows the parasol to gracefully deploy without interfering with the furniture below.



Ocean Master

MAX Cantilever



SYMPHONY OF SHADE

The bold design of the Ocean Master MAX Cantilevers meets the shade requirements of the most challenging spaces. With the combined features of an ultra-strong, aluminum-milled fulcrum and telescoping mast, the canopy easily closes over tables and chairs. Quite simply, it is the ultimate structure to hover between sky and surface.

Canopy Shapes — Square, Octagon & Rectangle.

Canopy Sizes — 8' / 2.45m up to 14' / 4.25m.



PRODUCT DETAILS ON PAGE 180

PRODUCT DETAILS ON PAGE 180

15 PREMIUM FINISHES




POLISHED
TITANIUM
FLAGSHIP



ASPEN WHITE



CYPRESS



DRIFTWOOD



WEATHERED



NATURAL



JAVA

PLANTATION ALUMA-TEAK



SILVER SAND



GLACIER WHITE




SANDBAR




OYSTER



NIGHT FOG



ESPRESSO



GRAPHITE



BLACK SEA

PREMIUM POWDER COAT



Style Classic Dual
Frame 12.0x24.0' / 3.65x7.3m Square
Finish Natural Aluma-TEAK
Canopy Custom Striped Fabric



Style Manta
Frame 10.0' / 3m Square
Finish Java Aluma-TEAK
Canopy MXT 9105 Snow

High Impact.
———— Low Maintenance.



Ocean Master

M1 Center Post




SIMPLE ELEGANCE

The Ocean Master M1 collection holds parasols that are architectural triumphs in shade engineering and design. Constructed to withstand the harshest environments, they are the combination of long-lasting utility and simple elegance.

Canopy Shapes — Square, Octagon, Hexagon & Rectangle.

Canopy Sizes — 5.5' / 1.65m up to 12' / 3.7m.



Superior Strength. Tuuci's Ocean Master M1 Collection features a polished aluminum hub system that is durable and elegant, adding wow factor to any outdoor environment.



Double Stitched. Our canopies have reinforced pocket construction, utilizing ballistic fabric to make them significantly stronger to resist tearing or damage if the parasol hits the ground.



PRODUCT DETAILS ON **PAGE 191**

15 PREMIUM FINISHES




POLISHED
TITANIUM
FLAGSHIP




ASPEN WHITE



CYPRESS



DRIFTWOOD



WEATHERED



NATURAL



JAVA

PLANTATION ALUMA-TEAK



SILVER SAND




GLACIER WHITE




SANDBAR




OYSTER



NIGHT FOG



ESPRESSO



GRAPHITE



BLACK SEA

PREMIUM POWDER COAT



Style Classic
Frame 7.5' / 2.25m Octagon
Finish Natural Aluma-TEAK
Canopy MXT 9003 Natural
Enhancement Cord Fringe



Style Classic
Frame 6.0' / 1.8m Octagon
Finish Espresso
Canopy MXT 9041 Sage
Enhancement Modern Roman Valance



Stylish Profiles
Functional Shade

PRODUCT DETAILS ON PAGE 193





Style Polynesian
Frame 8.5' / 2.6m Hexagon
Finish Natural Aluma-TEAK
Canopy MXT 9003 Natural



Style Crescent
Frame 8.0' / 2.4m Hexagon
Finish Black Sea
Canopy MXT 9003 Natural
Enhancement Accent Border
 MXT 9106 Tempest

Ocean Master

M1 Cantilever



PRODUCT DETAILS ON PAGE 198

DESIGN VERSATILITY

The Ocean Master M1 Cantilevers deliver beauty, premium performance and durability, endless serviceability and design versatility - all in a scale perfectly suited for canopies up to 11' / 3.4 or 8x12' / 2.45x3.65m

Canopy Shapes — Square, Octagon & Rectangle.

Canopy Sizes — 8' / 2.45m up to 12' / 3.65m.





Intelligent Design. Enjoy the ease of our Auto-Lift Assist System, making opening and closing a breeze.



Profound Strength. Providing strength, durability and UV resistance, the Ocean Master M1 Cantilever carries a 15 year frame warranty.

15 PREMIUM FINISHES




POLISHED
TITANIUM
FLAGSHIP




ASPEN WHITE



CYPRESS



DRIFTWOOD



WEATHERED



NATURAL



JAVA


PLANTATION ALUMA-TEAK



SILVER SAND




GLACIER WHITE




SANDBAR



OYSTER



NIGHT FOG



ESPRESSO



GRAPHITE



BLACK SEA

PREMIUM POWDER COAT



Expansive Shade

Built to Last



ESSENTIAL BAY MASTER COLLECTION

Considered the essential workhorse of parasols, the Bay Master collection sets the standard for outdoor shade in commercial spaces. Offering state-of-the-art wind and sun protection, these structures are constructed of marine-grade materials for durability, dependability and ease of use.





70

71

Collection Index



BAY MASTER MAX
Center Post **72**



BAY MASTER M1
Center Post **76**



BAY MASTER M1
Cantilever **84**

Bay Master

MAX Center Post



FLEXIBLE & LIGHTWEIGHT

The Bay Master MAX carries style and aesthetics that impress guests and engineering and tenacity that impresses businesses.

Canopy Shapes — Square & Octagon.

Canopy Sizes — 10' / 3m up to 14' / 4.25m.

Built to Last
Season after Season



Bay Master

M1 Center Post




DURABLE & RIGID

The Bay Master M1 series of parasols combines signature Tuuci strength with simplified construction to serve a wide range of uses.

Intended for most commercial settings, this parasol features an extremely durable and rigid strut system.

Canopy Shapes — Square, Octagon, Hexagon & Rectangle.

Canopy Sizes — 5.5' / 1.65m up to 10.5' / 3.2m.



Support Where Needed. Bay Master M1 collection ribs feature marine grade aluminum struts that act as reinforcement, effectively distributing stress and guaranteeing added strength.



Canopy Construction. Durable and resistant to wear and tear from excessive opening and closing, our canopy pocket construction features stainless steel screw reinforcement.



5 ESSENTIAL FINISHES



SATIN
ANODIZED
FLAGSHIP



GLACIER WHITE



BLACK SEA

POWDER COAT



NATURAL

VINEYARD
DURA-TEAK



NATURAL

REAL
HARDWOOD





Style Fiber-Flex
Frame 7.5' / 2.25m Square
Finish Vineyard Dura-TEAK
Canopy CXT 8003 Natural



Style Classic
Frame 9.0' / 2.75m Octagon
Finish Satin Anodized
Canopy CXT 8105 Snow

Guaranteed to
Last for Years

PRODUCT DETAILS ON PAGE 207



Bay Master

M1 Cantilever



ENGINEERED TO COMPLEMENT

Following in the footsteps of the MAX Cantilever, the Bay Master M1 Cantilever is modestly scaled to include smaller shapes & sizes than the larger and more robust MAX Cantilever range.

Canopy Shapes — Square & Octagon.

Canopy Sizes — 8' / 2.45m up to 11' / 3.4m.



PRODUCT DETAILS ON PAGE 213






Built to Last. All Bay Master M1 Collection products include a silver resin hub and are tested in high traffic areas, from ocean-front to exposed street-side locations.



Quick & Easy Opening. Tuuci's smaller cantilevers may be opened and closed quickly and easily with gas piston assist.

4 ESSENTIAL FINISHES



SATIN
ANODIZED
FLAGSHIP



GLACIER WHITE



BLACK SEA



NATURAL

POWDER COAT

VINEYARD
DURA-TEAK



Modestly Scaled

Cantilever Range





SHELTER

CABANAS COLLECTION

Relaxation has never been so peaceful. Create your own outdoor living room or lounge with options to choose from that fulfill your personal vision, incl. panels, windows, cushions, lighting and heaters.







OPEN-AIR LIVING ROOM

Effortlessly transforming any patio, poolside or outdoor landscape into an open-air living room.


Spacious, modular and luxurious, this perfect getaway can be customized to fit your every need. Various configurations are wind rated from 50-100+ MPH / 80-160+ KMH. The Solanox Cabana will stand strong for years to come, giving comfort in the outdoors with a just right mix of sun and shade.



Turn it On. The Solanox Cabana has a number of added features available, including a power outlet option or 2 lights per beam.



Warm it Up. Energy efficient infrared heaters gently take the chill out of the air, extending the season in the most comfortable way.



14 PREMIUM FINISHES



ASPEN WHITE



CYPRESS



DRIFTWOOD



WEATHERED



NATURAL



JAVA

PLANTATION ALUMA-TEAK



SILVER SAND




GLACIER WHITE




SANDBAR




OYSTER



NIGHT FOG



ESPRESSO



GRAPHITE



BLACK SEA

PREMIUM POWDER COAT



Shape Square
Size 10.0' / 3m
Finish Glacier White
Roof Automated Louvered
Wall Trellis
Seating L-Bench



Shape Square
Size 8.0' / 2.45m
Finish Weathered Aluma-TEAK
Roof Trellis
Wall Trellis & Curtains
Seating Full Bed

Open-Air
Living Room



Atlantis



PRODUCT DETAILS ON PAGE 219

St. Tropez



PRODUCT DETAILS ON PAGE 221

Grand Pacific



LOUNGES COLLECTION

A highly evolved destination for outdoor relaxation, the open-air lounges designed by Tuuci offer marine-grade materials and all-weather engineering along with exceptional comfort and ambiance.



Solanox Double Chaise



EYE-POPPING PIECE

Tuuci's exclusive Solanox Double Chaise Lounge is luxury and durability in one package. Engineered with 4" / 10cm Armor Wall aluminum extrusions, and finished with our range of powder-coat options or our Aluma-TEAK finish, this eye-popping piece is at home in any commercial or residential environment. Enjoy a good book or lie back for an afternoon nap.

Relaxation has never been so beautiful.




14 PREMIUM FINISHES



ASPEN WHITE



CYPRESS



DRIFTWOOD



WEATHERED



NATURAL



JAVA

PLANTATION ALUMA-TEAK



SILVER SAND



GLACIER WHITE




SANDBAR




OYSTER



NIGHT FOG



ESPRESSO



GRAPHITE



BLACK SEA

PREMIUM POWDER COAT



Mercury



Crescent


Air Lounge + Wave Stand



HARMONY IN NATURE

Stretching between comfort and innovation is the Air Lounge hammock. Designed to expand and contract for a gentle swing, the streamlined profile of the Air Lounge is matched by its durable construction of Ultra Dry-Core Comfort Mesh and hardwood stretcher bars.

Find harmony in nature with years of inviting comfort.





Sway Away. The Air Lounge features ultra comfort sun mesh breathable fabric engineered to dry quickly and provide maintenance-free lounging.



Strength & Safety. The durable hardwood stretcher bars and marine grade components offer strength and safety throughout the Tuuci Air Lounge's lifetime.



URBAN GARDEN COLLECTION

A move beyond shade to enhance luxurious outdoor living. The Urban Garden Collection lives comfortably in modern or traditional environments while the multitude of sizes and shapes offer varying degrees of space planning and privacy.





Collection Index




HIGHLAND
Planter 122



MAINLAND
Planter 130



FREESTANDING
Trellis Screen 138



FREESTANDING
Light Post 139



Highland

Planter




REFINED VERSION OF TIMELESSNESS


Reminiscent of the mixed materials from sailing yachts and today's luxurious furniture designs, the Highland Garden Planter is a refined version of timelessness, featuring thin ridges that provide an elevated accent to the wider channels. Enhance any outdoor aesthetic with the ability to select a premium Plantation Aluma-TEAK wood finish or powder coat on the channels combined with a powder coat or polished titanium finish on the ridges.

Shapes — Low (18"/46cm) & Tall (30"/76cm).

Sizes — 14x18x18" / 36x46x46cm up to
14x72x30" / 36x183x76cm.



Inspired Details. The Highland Planter details are inspired by luxury and durability. You can choose from Aluma-TEAK or powder-coated channels, complemented by polished titanium or powder-coated ridges.



Reserved Beauty. Crafted to withstand the elements, this planter embodies the resilience and beauty that nature itself holds. It's not just a planter; it's a statement piece.



15 PREMIUM FINISHES




POLISHED
TITANIUM
RIDGE ONLY



ASPEN WHITE



CYPRESS



DRIFTWOOD



WEATHERED




NATURAL



JAVA

PLANTATION ALUMA-TEAK
* CHANNELS ONLY



SILVER SAND




GLACIER WHITE




SANDBAR



OYSTER



NIGHT FOG



ESPRESSO



GRAPHITE



BLACK SEA

PREMIUM POWDER COAT



Shape Low
Size 14x36x18" / 36x92x46cm
Channel Finish Natural Aluma-TEAK
Ridge Finish Polished Titanium
Screen Option Trellis
Screen Frame Black Sea
Screen Trellis Natural Aluma-TEAK



Shape Low
Size 14x36x18" / 36x92x46cm
Channel Finish Natural Aluma-TEAK
Ridge Finish Polished Titanium
Screen Option Espalier
Screen Frame Black Sea

Enduring Structure & Aesthetic Appeal



Mainland

Planter



MONOCHROMATIC DESIGN

The simple and monochromatic design of the Mainland Garden Planter offers a nod to contemporary design roots. Available in 8 powder coat finishes, it can be comfortably situated as a complementary architectural feature in a classic setting.

Shapes — Low (18"/46cm) & Tall (30"/76cm).

Sizes — 14x18x18" / 36x46x46cm up to 14x36x30" / 36x91x76cm.





Built to Last. The Mainland Planter is made of marine grade materials that are tested in high traffic areas, from ocean-front installations to exposed street-side locations.



Sophisticated Design. Featuring smooth panels in beautiful powder coat finishes, the Mainland Planter is a modern piece for home-design or space-making.

8 PREMIUM FINISHES

							
SILVER SAND	GLACIER WHITE	SANDBAR	OYSTER	NIGHT FOG	ESPRESSO	GRAPHITE	BLACK SEA

PREMIUM POWDER COAT





Shape Low
Size 14x36x18" / 36x92x46cm
Finish Graphite
Screen Option Trellis
Screen Finish Graphite



Shape Low
Size 14x36x18" / 36x92x46cm
Finish Graphite
Screen Option Espalier
Screen Finish Graphite

Modern Piece

for Space-Making





Freestanding Light Post





PROJECTS



LOCATION VENICE, ITALY.
OCEAN MASTER M1 CLASSIC IN WEATHERED ALUMA-TEAK
CANOPY FABRIC CUSTOM
ENHANCEMENT STRAIGHT VALANCE



LOCATION TEL AVIV, ISRAEL.
OCEAN MASTER M1 PAGODA IN WEATHERED ALUMA-TEAK
CANOPY FABRIC MXT 9003 NATURAL + MXT 9053 APRICOT
ENHANCEMENT SCALLOPED VALANCE



LOCATION PORTOFINO, ITALY.
OCEAN MASTER M1 ZERO HORIZON IN POLISHED TITANIUM
CANOPY FABRIC MXT 9106 TEMPEST
PROFILE FISHTAIL



LOCATION MALDIVES.
OCEAN MASTER M1 CRESCENT IN OYSTER
CANOPY FABRIC MXT 9105 SNOW + MXT 9297 REGATTA BLUE
ENHANCEMENT ACCENT BORDER



LOCATION ZÜRICH, SWITZERLAND
OCEAN MASTER MAX CLASSIC CANTILEVER IN ESPRESSO
CANOPY FABRIC MXT 9008 DOLPHIN
ENHANCEMENT HIGH WIND STABILIZERS



LOCATION ROQUEBRUNE-CAP-MARTIN, FRANCE.
OCEAN MASTER M1 MANTA IN POLISHED TITANIUM
CANOPY FABRIC MXT 9003 NATURAL



LOCATION DUBAI, UNITED ARAB EMIRATES.
BAY MASTER M1 FIBER-FLEX IN NATURAL ALUMA-TEAK
CANOPY FABRIC MXT 9003 NATURAL
ENHANCEMENT CONTRASTING BINDING



LOCATION LONDON, UNITED KINGDOM
OCEAN MASTER M1 PAGODA IN JAVA ALUMA-TEAK
CANOPY FABRIC MXT 9003 NATURAL + MXT 9014 SCARLET
ENHANCEMENT ALTERNATING PANELS



LOCATION CHARLOTTE, NORTH CAROLINA.
OCEAN MASTER MAX CLASSIC IN GRAPHITE
CANOPY FABRIC MXT 9311 PEONY + MXT 9106 TEMPEST
ENHANCEMENT ACCENT BORDER



LOCATION MIAMI, FLORIDA.
OCEAN MASTER M1 CLASSIC IN POLISHED TITANIUM
CANOPY FABRIC MXT 9297 REGATTA BLUE + MXT 9074 ROYAL BLUE
ENHANCEMENT DOUBLE-SIDED CANOPY



THE LANA

LOCATION DUBAI, UNITED ARAB EMIRATES
OCEAN MASTER M1 CRESCENT IN BLACK SEA
CANOPY FABRIC MXT 9003 NATURAL + MXT 9006 BLACK
ENHANCEMENT ACCENT BORDER



LOCATION LAKE COMO, ITALY.
BAY MASTER M1 MARITIME HARDWOOD NATURAL
CANOPY FABRIC IN CXT 8003 NATURAL
ENHANCEMENT FLUSH MOUNT WOOD DECK





PRODUCTS



OCEAN MASTER
MEGA MAX
CENTER POST

Collection Premium / Series Ocean Master / Scale MEGA MAX / Type Center Post



FINISH SHOWN NATURAL ALUMA-TEAK

PRODUCT OVERVIEW

OCEAN MASTER MEGA MAX CLASSIC

The Ocean Master MEGA MAX is available to suit all large outdoor space shade needs. With sizes ranging from 16.0 ft to 24.0 ft, multiple tables or lounge areas are easily shaded with a single parasol. The expensive shaded area creates the perfect setting for flexible use spaces with a multitude of experiences.

FEATURES



Screw Pocket Construction



Ambia LED Light



Hub



Reinforced Strut Joint Connector




Mast



Telescoping Mast with EasyDrive Crank Lift System

FINISH OPTIONS

ALUMA-TEAK



Java



Natural



Weathered

POWDER COAT



Black Sea



Graphite



Espresso



Night Fog



Oyster



Sandbar



Glacier White



Silver Sand

SHAPES & SIZES



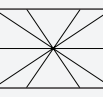
Square

ft.	/	m.
16.0'	/	4.9
20.0'	/	6
24.0'	/	7.3



Round

ft.	/	m.
16.0'	/	4.9
20.0'	/	6
24.0'	/	7.3



Rectangle

ft.	/	m.
14.0' x 20.0'	/	4.25 x 6
16.0' x 24.0'	/	4.9 x 7.3
18.0' x 24.0'	/	5.5 x 7.3

CUSTOMIZE



DATA SHEET



ABOVE GROUND ANCHORS



Full Aluma-CRETE
Cube Anchor

Bases shown in Oyster



Full Aluma-CRETE
Cube Anchor


Bases shown in Natural
Plantation Aluma-TEAK

ANCHOR DESIGN OPTIONS

PLANTATION ALUMA-TEAK



Natural



Java




Weathered


SOLID FINISHES




Marine Silver




Glacier White



Sandbar




Oyster



Night Fog



Espresso




Graphite



Black Sea

IN GROUND ANCHORS




Stainless Steel Hinged
Surface Anchor
For use in new pour concrete




Stainless Steel Hinged
Surface Anchor
For use on existing
concrete pad

UPGRADES

Ambia™ LED Light



Battery



Heating



ACCESSORIES



Gutter



Full Cube Cushion
for use with Full Aluma-Crete
Cube only



OCEAN MASTER MAX

CENTER POST

OCEAN MASTER MAX



CLASSIC
168



MANTA
169



ZERO HORIZON
170



CRESCENT
171



F-1
172



NAUTICAL TEAK
173



FINISH SHOWN **NATURAL ALUMA-TEAK**

PRODUCT OVERVIEW

OCEAN MASTER MAX CLASSIC

The Ocean Master MAX Classic parasol offers expansive shade, profound strength, and intuitive operation all while maintaining its traditional yet minimalistic design. Timeless European tailoring paired with the innovative V-MAX™ Strut Design makes the Ocean Master MAX Classic parasol perfect for luxurious properties in any environment

FEATURES

Ballistic Reinforced Screw Pocket Construction

Patented Independent Bracket Hub System

Reinforced Strut Joint Connector

Auto-Loc Marine Pulley System

Telescoping Mast with EasyDrive Crank Lift System

MAX Acorn Finial

V-MAX Reinforced Strut Design

Cam Lock Lever - Allows 360° Rotation

Easily Replaceable Parts

FINISH OPTIONS

FLAGSHIP

Polished Titanium

Black Sea

Graphite

Espresso

Night Fog

Oyster

Sandbar

Glacier White

Silver Sand

POWDER COAT

Black Sea

Graphite

Espresso

Night Fog

Oyster

Sandbar

Glacier White

Silver Sand

PLANTATION ALUMA-TEAK

Java

Natural

Weathered

Driftwood

Cypress

Aspen White

SHAPE & SIZES

Square

ft.	/	m.
8.0'	/	2.45m
10.0'	/	3.0m
12.0'	/	3.65m
14.0'	/	4.25m
16.0'	/	4.9m

Octagon

ft.	/	m.
9.0'	/	2.75m
11.0'	/	3.4m
13.0'	/	4.0m
15.0'	/	4.5m
17.0'	/	5.2m

Rectangle

ft.	/	m.
8.0' x 12.0'	/	2.45m x 3.65m
10.0' x 14.0'	/	3.0m x 4.25m
12.0' x 16.0'	/	3.65m x 4.9m

CUSTOMIZE

DATA SHEET



FINISH SHOWN **NATURAL ALUMA-TEAK**

PRODUCT OVERVIEW

OCEAN MASTER MAX MANTA

The boundaries of shade architecture have been redefined with the Ocean Master MAX Manta parasol. Inspired from deep beneath the sea, the Manta MAX takes beautiful flight above any seascape. An open air living space has never known the tranquil comfort of this awesome and imaginative shade platform. Beauty and brawn harmonize in state-of-the-art, open ocean tested marine components. The Manta MAX delights the eye and shields the body with unparalleled durability

FEATURES

Ballistic Reinforced Screw Pocket Construction

Patented Independent Bracket Hub System

Reinforced Strut Joint Connector

Auto-Loc Marine Pulley System

Telescoping Mast with EasyDrive Crank Lift System

MAX Acorn Finial

V-MAX Reinforced Strut Design

Cam Lock Lever - Allows 360° Rotation

Easily Replaceable Parts

FINISH OPTIONS

FLAGSHIP

Polished Titanium

Black Sea

Graphite

Espresso

Night Fog

Oyster

Sandbar

Glacier White

Silver Sand

POWDER COAT

Black Sea

Graphite

Espresso

Night Fog

Oyster

Sandbar

Glacier White

Silver Sand

PLANTATION ALUMA-TEAK

Java

Natural

Weathered

Driftwood

Cypress

Aspen White

SHAPE & SIZES

Square

ft.	/	m.
10.0'	/	3.0m
14.0'	/	4.25m

CUSTOMIZE

DATA SHEET



FINISH SHOWN NATURAL ALUMA-TEAK

PRODUCT OVERVIEW

OCEAN MASTER MAX ZERO HORIZON

Posing no intrusion to the eye or to Nature's wondrous beauty, the Ocean Master MAX Zero Horizon parasol is a triumph of minimalistic design and ultimate shade functionality. Maximizing overhead shade utility with a “zero” vertical profile, views of your surrounding garden and landscape are never compromised with this durable outdoor parasol. The Zero Horizon MAX is built to withstand direct ocean gusts and desert wind blasts without a hint of strain. Genius in simplicity--abundant in shade protection.

FEATURES

Ballistic Reinforced Screw Pocket Construction

Patented Independent Bracket Hub System

Reinforced Strut Joint Connector

Auto-Loc Marine Pulley System

Telescoping Mast with EasyDrive Crank Lift System

MAX Acorn Finial

V-MAX Reinforced Strut Design

Cam Lock Lever - Allows 360° Rotation

Easily Replaceable Parts

FINISH OPTIONS

FLAGSHIP

Polished Titanium

PLANTATION ALUMA-TEAK

Java

Natural

Weathered

Driftwood

Cypress

Aspen White

POWDER COAT

Black Sea

Graphite

Espresso

Night Fog

Oyster

Sandbar

Glacier White

Silver Sand

SHAPE & SIZES

Square

ft.	/	m.
10.0'	/	3.0m
14.0'	/	4.25m

Octagon

ft.	/	m.
12.0'	/	3.65m
16.0'	/	4.9m

CUSTOMIZE

DATA SHEET



FINISH SHOWN NATURAL ALUMA-TEAK

PRODUCT OVERVIEW

OCEAN MASTER MAX CRESCENT

Sweeping curves of the Ocean Master MAX Crescent parasol capture the eye and reach further than ever before with Tuuci's exclusive strut design. This contemporary interpretation of a classic French Riviera outdoor parasol is highlighted with a high polished finial and Tuuci canopy tailoring to create a luxurious shade oasis in any environment. Innovation at every curve.

FEATURES

Ballistic Reinforced Screw Pocket Construction

Patented Independent Bracket Hub System

Reinforced Strut Joint Connector

Auto-Loc Marine Pulley System

Telescoping Mast with EasyDrive Crank Lift System

MAX Acorn Finial

V-MAX Reinforced Strut Design

Cam Lock Lever - Allows 360° Rotation

Easily Replaceable Parts

FINISH OPTIONS

FLAGSHIP

Polished Titanium

PLANTATION ALUMA-TEAK

Java

Natural

Weathered

Driftwood

Cypress

Aspen White

POWDER COAT

Black Sea

Graphite

Espresso

Night Fog

Oyster

Sandbar

Glacier White

Silver Sand

SHAPE & SIZES

Square

ft.	/	m.
14.0'	/	4.25m
16.0'	/	4.9m
18.0'	/	5.5m

CUSTOMIZE

DATA SHEET





FINISH SHOWN NATURAL ALUMA-TEAK

PRODUCT OVERVIEW

OCEAN MASTER MAX F-1

Tuuci's most durable and wind-resistant design is the F-1 MAX. Featuring high-tension stainless steel reinforcement cables, Armor-Wall Aluminum Construction and tensioned stainless steel pocket construction, this parasol is built to withstand wind gusts up to 45 MPH / 72 KMH. Mounted directly into the ground with reinforced concrete and steel anchors, the F-1 MAX will survive the most severe elements that Mother Nature may unleash.

FEATURES

Stainless Steel Reinforced Pocket Construction

Traditional Tailoring with Modern Components

Stainless Steel Reinforced Telescoping Mast

Cam Lock Lever - Allows 360° Rotation

High-Tension Stainless Steel Cable System

Telescoping Mast with Easy Drive Crank Lift System

FINISH OPTIONS

FLAGSHIP

Polished Titanium

Black Sea

Graphite

PLANTATION ALUMA-TEAK

Java

Espresso

Night Fog

Weathered

Oyster

Sandbar

Driftwood

Glacier White

Cypress

Silver Sand

Aspen White

SHAPE & SIZES

Square

ft. / m.
13.0' / 4.0m

Octagon

ft. / m.
18.0' / 5.5m

CUSTOMIZE

DATA SHEET



PRODUCT OVERVIEW

OCEAN MASTER MAX (NORTHSTAR) NAUTICAL TEAK

Drawing inspiration from classic and modern sailing architecture and details, this innovative design sets a new standard for teak parasols. The Ocean Master MAX (Northstar) Nautical Teak is a refined vision of timelessness, featuring brilliantly polished ridges combined with the elegant beauty of natural wood that continues to perform over time.

FEATURES

Patented Independent Bracket Hub System

Telescoping Mast With EasyDrive Crank Lift System

Reinforced Strut Joint Connector

Marine Grade Aluminum Components

Solid Teak Rib and Strut

Cam Lock Lever - Allows 360° Rotation

FINISH OPTIONS

AUTHENTIC TEAK

Natural

SHAPE & SIZES

Square

ft. / m.
6.5' / 2.0m
8.0' / 2.45m
10.0' / 3.0m

Octagon

ft. / m.
9.0' / 2.75m
11.0' / 3.4m
13.0' / 4.0m

Rectangle

ft. / m.
8.0' x 12.0' / 2.45m x 3.65m

CUSTOMIZE

DATA SHEET




ABOVE GROUND ANCHORS



Bases shown in Natural Plantation Aluma-TEAK

ANCHOR DESIGN OPTIONS


PLANTATION ALUMA-TEAK



SOLID FINISHES




IN GROUND ANCHORS



UPGRADES



ACCESSORIES



UPGRADES

NORTHSTAR MAST

The nautically-inspired Northstar Mast enhances any of the Ocean Master MAX center post styles, providing an architectural element that takes innovative umbrella technology to the next level.

Reminiscent of the mixed materials from sailing yachts and today's luxurious furniture designs, the Northstar Mast is a refined vision of timelessness, featuring brilliant polished ridges peaking between arched channels finished in a choice of soothing wood tones or neutral powder coat hues.



Tuuci's exclusive Plantation Aluma-TEAK finishes provide a beautiful array of wood tones to complement any outdoor space. In conjunction with our authentic teak option of the Nautical Teak collection and our premium powder coat finishes, the Northstar Mast provides unique finish combinations that are resistant to the elements while providing comfort in the shade.

** Finishes are available to mix for varied designs between channel and ridge surfaces.*





OCEAN MASTER MAX
CANTILEVER

OCEAN MASTER MAX
CANTILEVER



CLASSIC
178



MANTA
179



ZERO HORIZON
180



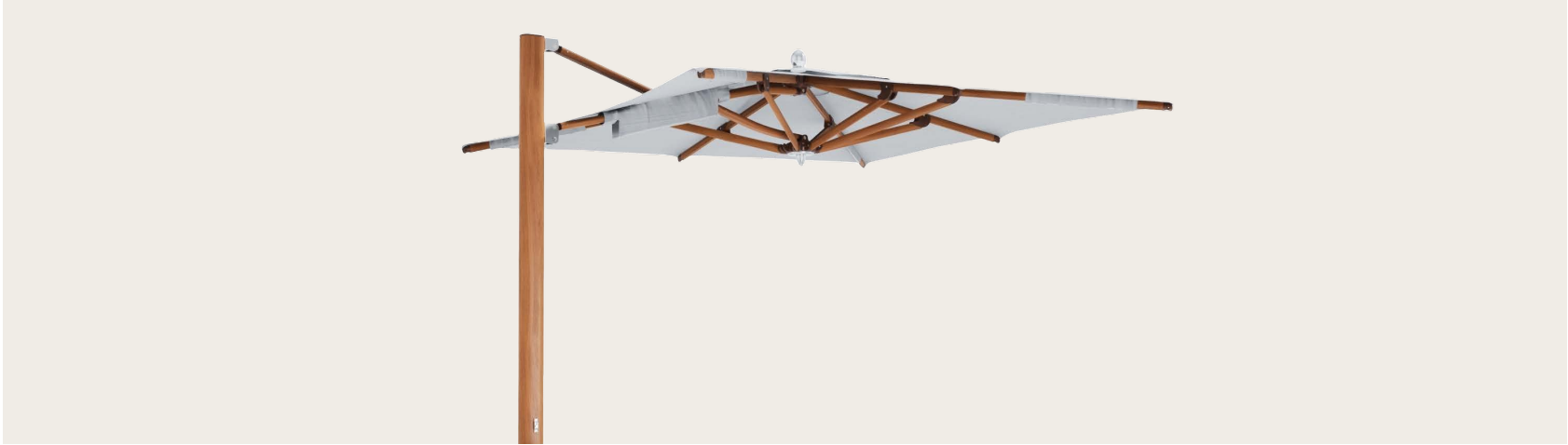
CLASSIC DUAL
181

SHADE
SCULPTURE



STINGRAY
182

Collection Premium / Series Ocean Master / Scale MAX / Type Cantilever



FINISH SHOWN NATURAL ALUMA-TEAK

PRODUCT OVERVIEW

OCEAN MASTER MAX CLASSIC CANTILEVER

The Ocean Master MAX Classic Cantilever is simply art and engineering harmonizing in a symphony of shade. The polished and anodized marine grade canopy structure cantilevers from a sturdy, oval shaped mast inspired by sailing yachts. With the combined features of an ultra strong aluminum milled fulcrum and automatic telescoping mast, the canopy of this side post parasol easily closes over tables and chairs.

FEATURES



Ballistic Reinforced
Screw Pocket
Construction



Patented Independent
Bracket Hub System



Reinforced Strut Joint
Connector



Easily Replaceable Parts



Telescoping Mast with
EasyDrive Crank Lift
System



MAX Acorn Finial



V-MAX Reinforced Strut
Design



Cam Lock Lever - Allows
360° Rotation



Cantilever Stem Cover
Plate

FINISH OPTIONS

FLAGSHIP



Polished Titanium

POWDER COAT



Black Sea

PLANTATION ALUMA-TEAK



Graphite

Java



Espresso

Natural



Night Fog

Weathered



Oyster

Driftwood



Sandbar

Cypress



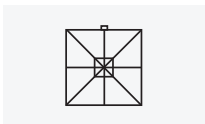
Glacier White

Aspen White



Silver Sand

SHAPE & SIZES



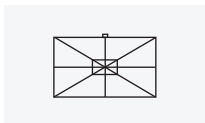
Square

ft.	/	m.
8.0'	/	2.45m
10.0'	/	3.0m
12.0'	/	3.65m
13.0'	/	4.0m



Octagon

ft.	/	m.
9.0'	/	2.75m
11.0'	/	3.4m
13.0'	/	4.0m



Rectangle

ft.	/	m.
8.0' x 12.0'	/	2.45m x 3.65m
10.0' x 14.0'	/	3.0m x 4.25m

CUSTOMIZE



DATA SHEET



Collection Premium / Series Ocean Master / Scale MAX / Type Cantilever



FINISH SHOWN NATURAL ALUMA-TEAK

PRODUCT OVERVIEW

OCEAN MASTER MAX MANTA CANTILEVER

The Ocean Master MAX Manta Cantilever redefines the boundaries of shade architecture. Inspired by the depths of the sea, this parasol creates open air living spaces that are tranquil and pleasing to the eye. This cantilever features a polished titanium frame where beauty and brawn harmonize for an imaginative shade platform that delights the eye and shields the body with unparalleled durability.

FEATURES



Ballistic Reinforced
Screw Pocket
Construction



Patented Independent
Bracket Hub System



Reinforced Strut Joint
Connector



Easily Replaceable Parts



Telescoping Mast with
EasyDrive Crank Lift
System



MAX Acorn Finial



V-MAX Reinforced Strut
Design



Cam Lock Lever - Allows
360° Rotation



Cantilever Stem Cover
Plate

FINISH OPTIONS

FLAGSHIP



Polished Titanium

POWDER COAT



Black Sea

PLANTATION ALUMA-TEAK



Graphite

Java



Espresso

Natural



Night Fog

Weathered



Oyster

Driftwood



Sandbar

Cypress



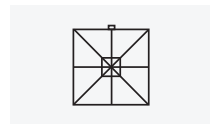
Glacier White

Aspen White



Silver Sand

SHAPE & SIZES



Square


ft.	/	m.
10.0'	/	3.0m

CUSTOMIZE



DATA SHEET





FINISH SHOWN **NATURAL ALUMA-TEAK**

PRODUCT OVERVIEW

OCEAN MASTER MAX ZERO HORIZON CANTILEVER

This Ocean Master Max Zero Horizon Cantilever is a minimalistic approach to shade with a striking horizontal canopy. Maintaining a “zero” vertical profile, the level canopy allows for an undisturbed view as it disappears into the horizon. A design never before seen with a cantilevered mast, the 10’ / 3m square parasol is graceful and generously proportioned to create cool retreats with warm ambiance.

Ballistic Reinforced Screw Pocket Construction

Patented Independent Bracket Hub System

Reinforced Strut Joint Connector

Easily Replaceable Parts

Telescoping Mast with EasyDrive Crank Lift System

MAX Acorn Finial

V-MAX Reinforced Strut Design

Cam Lock Lever - Allows 360° Rotation

Cantilever Stem Cover Plate

Polished Titanium

Black Sea

Graphite

Java

Espresso

Night Fog

Weathered

Oyster

Sandbar

Driftwood

Glacier White

Cypress

Aspen White

Silver Sand

Square

ft. / m.
10.0' / 3.0m

DATA SHEET

Collection Premium / Series Ocean Master / Scale MAX / Type Cantilever

FINISH SHOWN **NATURAL ALUMA-TEAK**

PRODUCT OVERVIEW

OCEAN MASTER MAX CLASSIC DUAL CANTILEVER

Tuuci's Ocean Master MAX Classic Dual Cantilever is art and engineering harmonizing in a symphony of shade. This exquisite double parasol provides a generously porportioned luxurious shade allowing for two unique outdoor living areas beneath one parasol unit - uninterrupted shade at its finest.

Ballistic Reinforced Screw Pocket Construction

Patented Independent Bracket Hub System

Reinforced Strut Joint Connector

Easily Replaceable Parts

Telescoping Mast with EasyDrive Crank Lift System

MAX Acorn Finial

V-MAX Reinforced Strut Design

Cam Lock Lever - Allows 360° Rotation

Cantilever Stem Cover Plate

Polished Titanium

Black Sea

Graphite

Java

Espresso

Night Fog

Weathered

Oyster

Sandbar

Driftwood

Glacier White

Cypress

Aspen White

Silver Sand

Square

ft. / m.
8.0' x 16.0' / 2.45 x 4.9m
10.0' x 20.0' / 3.0 x 6.0m
12.0' x 24.0' / 3.65 x 7.3m
13.0' x 26.0' / 4.0 x 7.9m

DATA SHEET

Ballistic Reinforced Screw Pocket Construction

Patented Independent Bracket Hub System

Reinforced Strut Joint Connector

Easily Replaceable Parts

Telescoping Mast with EasyDrive Crank Lift System

MAX Acorn Finial

V-MAX Reinforced Strut Design

Cam Lock Lever - Allows 360° Rotation

Cantilever Stem Cover Plate

Polished Titanium

Black Sea

Graphite

Java

Espresso

Night Fog

Weathered

Oyster

Sandbar

Driftwood

Glacier White

Cypress

Aspen White

Silver Sand

Octagon

ft. / m.
9.0' x 18.0' / 2.75 x 5.4m
11.0' x 22.0' / 3.4 x 6.8m
13.0' x 26.0' / 4.0 x 8.0m

DATA SHEET

Ballistic Reinforced Screw Pocket Construction

Patented Independent Bracket Hub System

Reinforced Strut Joint Connector

Easily Replaceable Parts

Telescoping Mast with EasyDrive Crank Lift System

MAX Acorn Finial

V-MAX Reinforced Strut Design

Cam Lock Lever - Allows 360° Rotation

Cantilever Stem Cover Plate

Polished Titanium

Black Sea

Graphite

Java

Espresso

Night Fog

Weathered

Oyster

Sandbar

Driftwood

Glacier White

Cypress

Aspen White

Silver Sand

Rectangle

ft. / m.
16.0' x 12.0' / 4.9 x 3.65m
20.0' x 14.0' / 6.0 x 4.25m

DATA SHEET

181

Products

180

Products



PRODUCT OVERVIEW

SHADE SCULPTURE - STINGRAY

An expansive wing to wing birth of shade puts the Stingray in a class of its own. With a blend of elements from the natural world and stateof-the-art marine grade materials , the Stingray is both distinctive and durable. Rotating 360 degrees around its vertical axis, the sculpture can position itself for shade at any time of the day. From the smallest detail of its intricately laced, tensile shade skin to the polished, wrought aluminum Armor-Wall mast, the Stingray is built for years of blissful and inspired shade luxury.

FEATURES



Reinforced Fixed Frame Structure



Intricately Laced Marine Rigging



Cam Lock Lever - Allows 360° Rotation

FINISH OPTIONS

FLAGSHIP



Polished Titanium

SHAPE & SIZES



Square
ft. / m.
7.0' x 10.0' / 2.15 x 3.0m
9.0' x 13.0' / 2.75 x 4.0m

ABOVE GROUND ANCHORS



G-Plate Square
Also available in double, triple and quadruple stack



Half Aluma-CRETE Cube Anchor



Full Aluma-CRETE Cube Anchor



G-Plate Square
Also available in double, triple and quadruple stack



Half Aluma-CRETE Cube Anchor


Bases shown in Natural Plantation Aluma-TEAK

ANCHOR DESIGN OPTIONS

PLANTATION ALUMA-TEAK



Natural



Java



Weathered



Aspen White



Cypress




Driftwood


SOLID FINISHES




Marine Silver




Glacier White



Sandbar




Oyster



Night Fog



Espresso



Graphite



Black Sea

IN GROUND ANCHORS



Stainless Steel MAX Security Stem



Stainless Steel Bottom Plate for Security Stem



Stainless Steel In-Ground Security Mount



Stainless Steel MAX Extension



Aluminum Extension Cover


ACCESSORIES



Gutter



G-Plate with TUFF Wheels
for use with square G-plates only



Half Cube Cushion
for use with Half Aluma-Crete Cube only



Full Cube Cushion
for use with Full Aluma-Crete Cube only

UPGRADES

Ambia™ LED Light



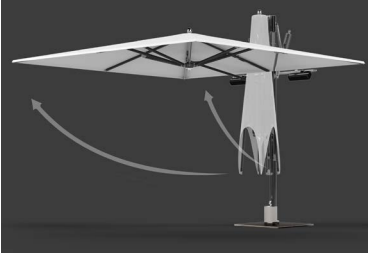
Battery



Heating



Automation



OCEAN MASTER M1

CENTER POST

OCEAN MASTER M1



CLASSIC
186



MANTA
187



ZERO HORIZON
188



RAZOR
189



CRESCENT
190



PAGODA
191



POLYNESIAN
192



CUPOLA
193



FINISH SHOWN **NATURAL ALUMA-TEAK**

PRODUCT OVERVIEW

OCEAN MASTER M1 CLASSIC

The Ocean Master M1 Classic parasol is the culmination of durable shade engineering, stylish profiles and functional shade design. Manufactured to marine specifications, all Ocean Master M1 parasols feature 100% replaceable parts for easy service and a 15/5-year warranty. Classic beauty. Classic Tuuci.

FEATURES



Patented Independent Bracket Hub System




Auto-LOC Marine Pulley Lift



Manual Lift w/ Stainless Steel Security Pin



Reinforced Strut Joint Connector



Armor Wall Mast (1.5" / 38.1mm or 2.0" / 51mm option)



Ballistic-Reinforced Canopy Construction



EasyDrive Crank Lift System



Venice Aluminum Finial



Security Sleeve

FINISH OPTIONS

FLAGSHIP



Polished Titanium

POWDER COAT



Black Sea


PLANTATION ALUMA-TEAK




Java



Natural



Weathered



Driftwood



Cypress



Aspen White

Graphite



Espresso



Night Fog



Oyster



Sandbar



Glacier White



Silver Sand

SHAPE & SIZES



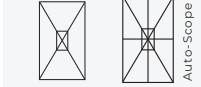
Square	
ft.	m.
5.5'	1.65m
6.5'	2.0m
7.5'	2.25m
8.5'	2.6m
10.0' (AS)	3.0m



Octagon	
ft.	m.
6.0'	1.8m
7.5'	2.25m
9.0'	2.75m
10.5'	3.2m
11.5'	3.6m
13.0' (AS)	4.0m



Hexagon	
ft.	m.
7.0'	2.15m
8.5'	2.6m
10.0'	3.0m
11.0'	3.4m



Rectangle	
ft.	m.
5.0' x 8.0'	1.5 x 2.45m
6.0' x 9.0'	1.8 x 2.75m
8.0' x 12.0' (AS)	2.45 x 3.65m

CUSTOMIZE



DATA SHEET



FINISH SHOWN **NATURAL ALUMA-TEAK**

PRODUCT OVERVIEW

OCEAN MASTER M1 MANTA

Inspired by the graceful ocean flight of the manta ray, the Ocean Master M1 Manta's gentle, sweeping lines evoke an image of effortless grace, strength and beauty. The Manta sets a new benchmark for elegant parasol utility.

FEATURES




Patented Independent Bracket Hub System



Auto-LOC Marine Pulley Lift



Reinforced Strut Joint Connector



Armor Wall Mast (1.5" / 38.1mm or 2.0" / 51mm option)



Ballistic-Reinforced Canopy Construction



EasyDrive Crank Lift System



Triton Finial



Security Sleeve

FINISH OPTIONS

FLAGSHIP



Polished Titanium


PLANTATION ALUMA-TEAK



Java



Natural



Weathered



Driftwood



Cypress



Aspen White

POWDER COAT



Black Sea

Graphite



Espresso



Night Fog



Oyster



Sandbar



Glacier White



Silver Sand

SHAPE & SIZES



Square	
ft.	m.
6.5'	2.0m
7.5'	2.25m
8.5'	2.6m
9.5' (AS)	2.9m

CUSTOMIZE



DATA SHEET





FINISH SHOWN NATURAL ALUMA-TEAK

PRODUCT OVERVIEW

OCEAN MASTER M1 ZERO HORIZON

The Zero Horizon is a minimalist approach to shade equipment design. It maximizes overhead equipment design. It maximizes overhead parasol utility with a “zero” vertical canopy profile and provides a minimal fixture impact in any enclave of natural beauty.

FEATURES

Patented Independent Bracket Hub System

Auto-LOC Marine Pulley Lift

Reinforced Strut Joint Connector

Armor Wall Mast
(1.5" / 38.1mm or 2.0" / 51mm option)

Ballistic-Reinforced Canopy Construction

EasyDrive Crank Lift System

Triton Finial

Security Sleeve

FINISH OPTIONS

FLAGSHIP

Polished Titanium

Black Sea

Graphite

Espresso

Night Fog

Oyster

Sandbar

Glacier White

Silver Sand

PLANTATION ALUMA-TEAK

Java

Natural

Weathered

Driftwood

Cypress

Aspen White

SHAPE & SIZES

Square

ft.	/	m.
6.5'	/	2.0m
7.5'	/	2.25m
8.5'	/	2.6m
9.5' (AS)	/	2.9m

Octagon

ft.	/	m.
8.0'	/	2.45m
10.0'	/	3.0m
11.0'	/	3.4m
12.0'	/	3.7m

CUSTOMIZE

DATA SHEET

Products

Collection Premium / Series Ocean Master / Scale M1 / Type Center Post

FINISH SHOWN NATURAL ALUMA-TEAK

PRODUCT OVERVIEW

OCEAN MASTER M1 RAZOR

The Ocean Master Razor's striking asymmetrical construction features a razor-like, self-tilting canopy profile that can rotate a full 360 degrees. It's now possible to enjoy all-day shade no matter what. Good-bye sun, hello Razor.

189

FEATURES

Patented Independent Bracket Hub System

Auto-LOC Marine Pulley Lift

Reinforced Strut Joint Connector

Armor Wall Mast
(1.5" / 38.1mm or 2.0" / 51mm option)

Ballistic-Reinforced Canopy Construction

EasyDrive Crank Lift System

Triton Finial

Security Sleeve

FINISH OPTIONS

FLAGSHIP

Polished Titanium

Black Sea

Graphite

Espresso

Night Fog

Oyster

Sandbar

Glacier White

Silver Sand

PLANTATION ALUMA-TEAK

Java

Natural

Weathered

Driftwood

Cypress

Aspen White

SHAPE & SIZES

Octagon

ft.	/	m.
11.0'	/	3.4m

CUSTOMIZE

DATA SHEET

Products




FINISH SHOWN OYSTER

PRODUCT OVERVIEW

OCEAN MASTER M1 CRESCENT

Inspired by centuries past and present, the sweeping curves of the Crescent parasol are the finishing touch every outdoor room deserves. Brilliantly polished rib end caps adorn the canopy edges and hand-wrought struts cascade to create a simple yet strikingly beautiful canopy.

FEATURES




Patented Independent Bracket Hub System



Auto-LOC Marine Pulley Lift



Reinforced Strut Joint Connector



Armor Wall Mast (1.5" / 38.1mm or 2.0" / 51mm option)



Ballistic-Reinforced Canopy Construction



EasyDrive Crank Lift System



Venice Aluminum Finial



Security Sleeve

FINISH OPTIONS

FLAGSHIP



Polished Titanium

POWDER COAT



Black Sea



Graphite




Espresso



Night Fog



Oyster



Sandbar



Glacier White



Silver Sand

SHAPE & SIZES



Hexagon

ft. / m.
8.0' / 2.0m
10.0' / 2.25m
12.0' / 2.6m

CUSTOMIZE



DATA SHEET



FINISH SHOWN NATURAL ALUMA-TEAK

PRODUCT OVERVIEW

OCEAN MASTER M1 PAGODA

Old-world design and state-of-the-art components coexist in this beautifully functional parasol. The patent-pending, gas-piston, selftensioning system, ensures the canopy's skin-tight fit over its revolutionary struts.

FEATURES




Patented Independent Bracket Hub System



Auto-LOC Marine Pulley Lift



Reinforced Strut Joint Connector



Armor Wall Mast (1.5" / 38.1mm or 2.0" / 51mm option)



Ballistic-Reinforced Canopy Construction



Venice Aluminum Finial



Security Sleeve



Straight Valance

FINISH OPTIONS

FLAGSHIP



Polished Titanium

POWDER COAT



Black Sea



Graphite


PLANTATION ALUMA-TEAK



Java



Natural



Weathered



Driftwood



Cypress



Aspen White




Espresso



Night Fog



Oyster



Sandbar



Glacier White



Silver Sand

SHAPE & SIZES



Hexagon

ft. / m.
8.5' / 2.6m
10.5' / 3.2m

CUSTOMIZE



DATA SHEET






FINISH SHOWN **NATURAL ALUMA-TEAK**

PRODUCT OVERVIEW

OCEAN MASTER M1 POLYNESIAN

Introducing the Ocean Master M1 Polynesian parasol, the latest addition to the Ocean Master M1 collection, where innovation meets South Pacific inspiration. This unique umbrella boasts a peaked shade design that sets it apart from the ordinary. Whether relaxing by the poolside or enjoying a beachfront retreat, the Ocean Master M1 Polynesian combines elegant style and rich tradition to create an extraordinary outdoor experience.


FEATURES



Patented Independent Bracket Hub System



Reinforced Strut Joint Connector



Armor Wall Mast



Ballistic-Reinforced Canopy Construction



Triton Finial



Security Sleeve



Double Pulley w/ Pin

FINISH OPTIONS

FLAGSHIP



Polished Titanium

POWDER COAT



Black Sea

PLANTATION ALUMA-TEAK



Java



Natural



Weathered



Driftwood



Cypress



Aspen White



Graphite




Espresso



Night Fog



Oyster



Sandbar



Glacier White



Silver Sand

SHAPE & SIZES



Hexagon
ft. / m.
8.5' / 2.6m

CUSTOMIZE



DATA SHEET



FINISH SHOWN **NATURAL ALUMA-TEAK**

PRODUCT OVERVIEW

OCEAN MASTER M1 CUPOLA

Introducing the Ocean Master M1 Cupola parasol, the latest addition to the Ocean Master M1 collection. Providing an elegant look, this exquisite square and hexagon-shaped parasol draws its inspiration from a beautiful dome-like structure. Designed with extra ventilation and adorned with stylish petals edging, it evokes the unparalleled allure of the renaissance.

FEATURES




Patented Independent Bracket Hub System



Auto-LOC Marine Pulley Lift System




Reinforced Strut Joint Connector



Armor Wall Mast
(1.5\"/>



Secondary Vent



Scalloped Valance



EasyDrive Crank Lift System



Venice Aluminum Finial



Security Sleeve

FINISH OPTIONS

FLAGSHIP



Polished Titanium

PLANTATION ALUMA-TEAK



Java



Natural



Weathered



Driftwood




Cypress



Aspen White

POWDER COAT



Black Sea



Graphite




Espresso



Night Fog



Oyster



Sandbar



Glacier White



Silver Sand

SHAPE & SIZES



Square
ft. / m.
8.5' / 2.6m
10.0' (AS) / 3.0m



Hexagon
ft. / m.
8.5' / 2.6m
10.0' / 3.0m

DATA SHEET





ABOVE GROUND ANCHORS



Aluma-CRETE Round



Aluma-CRETE Round with TUFF Wheels



G-Plate Round
Also available in double stack



G-Plate Square
Also available in double stack



Aluma-CRETE Round



Aluma-CRETE Round with TUFF Wheels



G-Plate Round
Also available in double stack



G-Plate Square
Also available in double stack

Bases shown in Natural Plantation Aluma-TEAK

ANCHOR DESIGN OPTIONS

PLANTATION ALUMA-TEAK



Natural



Java



Weathered



Aspen White



Cypress




Driftwood

SOLID FINISHES




Marine Silver




Glacier White



Sandbar




Oyster



Night Fog



Espresso



Graphite



Black Sea

IN GROUND ANCHORS



Deck Mount



Deck Mount with Auto Cam-LOC



Stainless Steel Flush Mount



Stainless Steel Flush Mount with Concrete Cylinder



G-Plate with TUFF Wheels
for use with square G-plates only



Sand Anchor with Stainless Steel Hitch Pin



Stainless Steel Wheel Tray for Round Bases



OCEAN MASTER M1

CANTILEVER



CLASSIC
198



SHADE POD
199

OCEAN MASTER M1
CANTILEVER



FINISH SHOWN NATURAL ALUMA-TEAK

PRODUCT OVERVIEW

OCEAN MASTER M1 CLASSIC CANTILEVER

The Ocean Master M1 Classic Cantilever delivers beauty, premium performance and durability, endless serviceability and design versatility -- all in a scale perfectly suited for canopies up to 11' / 3.4m in diameter or 8'x12' / 2.45 x 3.65m rectangle.

FEATURES

Ballistic Reinforced Screw Pocket Construction

Patented Independent Bracket Hub System

Market Cut Profile

Manual Piston Assisted Lift

Stainless Steel Venice Finial

Reinforced Strut Joint Connector

Stem Cover Plate

Cam Lock Lever - Allows 360° Rotation

Easily Replaceable Parts

FINISH OPTIONS

FLAGSHIP

Polished Titanium

POWDER COAT

Black Sea

Graphite

Espresso

Night Fog

Oyster

Sandbar

Glacier White

Silver Sand

PLANTATION ALUMA-TEAK

Java

Natural

Weathered

Driftwood

Cypress

Aspen White

SHAPE & SIZES

Square

ft. / m.
8.0' / 2.45m
10.0' / 3.0m

Octagon

ft. / m.
9.0' / 2.75m
11.0' / 3.4m

Rectangle

ft. / m.
8.0' x 12.0' / 2.45m x 3.65m

CUSTOMIZE

DATA SHEET

Products

199

Collection Premium / Series Ocean Master / Scale M1 / Type Cantilever

FINISH SHOWN NATURAL ALUMA-TEAK

PRODUCT OVERVIEW

OCEAN MASTER M1 SHADE POD CANTILEVER

The Ocean Master M1 Shade Pod features from one to four separate canopies supported by a single mast, offering expansive shaded areas. Easily operational with independent auto lift piston systems and locking handles, the Shade Pod allows for deployment of any of the canopies in different directions. Our modular design, marine grade components and replaceable parts assure its prolonged life.

FEATURES

Stainless Steel Screw Pocket Construction

Silver Delrin Hub

Reinforced Strut Joints

Auto Lift Assist Spring Locking Cam Handle

Stainless Steel Acorn Finial

Auto Lift Piston System

Cantilever Stem Beauty Cover

Cam Lock Lever - Allows 360° Rotation

Easily Replaceable Parts

FINISH OPTIONS

PLANTATION ALUMA-TEAK

Java

Natural

Weathered

Driftwood

Cypress

Aspen White

POWDER COAT

Black Sea

Graphite

Espresso

Night Fog

Oyster

Sandbar

Glacier White

Silver Sand

SHAPE & SIZES

Square

sq. ft. / sq. m.
128' / 12m2
200' / 18m2

Square

sq. ft. / sq. m.
192' / 18m2
300' / 27m2

Square

sq. ft. / sq. m.
256' / 24m2
400' / 36m2

CUSTOMIZE

DATA SHEET

ABOVE GROUND ANCHORS



G-Plate Square
Also available in double, triple and quadruple stack



Half Aluma-CRETE Cube Anchor



Full Aluma-CRETE Cube Anchor



G-Plate Square
Also available in double, triple and quadruple stack




Half Aluma-CRETE Cube Anchor


Bases shown in Natural Plantation Aluma-TEAK

ANCHOR DESIGN OPTIONS


PLANTATION ALUMA-TEAK




Natural




Java




Weathered



Aspen White



Cypress



Driftwood

SOLID FINISHES



Marine Silver



Glacier White



Sandbar



Oyster



Night Fog



Espresso




Graphite



Black Sea


IN GROUND ANCHORS



Stainless Steel MAX Security Stem




Stainless Steel Bottom Plate for Security Stem



Stainless Steel In-Ground Security Mount




Stainless Steel MAX Extension




Aluminum Extension Cover


ACCESSORIES




Gutter



G-Plate with TUFF Wheels
for use with square G-plates only



Half Cube Cushion
for use with Half Aluma-Crete Cube only



Full Cube Cushion
for use with Full Aluma-Crete Cube only



BAY MASTER MAX & M1 CENTER POST

BAY MASTER MAX/M1
CENTER POST



MAX CLASSIC
204



M1 CLASSIC
205



FIBER-FLEX
206



MARITIME HARDWOOD
207



FINISH SHOWN SATIN ANODIZED

PRODUCT OVERVIEW

BAY MASTER MAX CLASSIC

The Bay Master MAX Classic is the perfect balance between durability and lightweight, built to gracefully withstand the high winds, blazing sun, and corrosive salt air of coastal settings. Inherently resistant to rust and corrosion, the Bay Master MAX Classic is perfect for beach concessionaires, restaurants, and poolside settings.

FEATURES



Ballistic Reinforced
Screw Pocket
Construction



Counter Balanced
Manual Lift



Reinforced Strut Joints
Connector



2 3/8" Deck Mount
(60mm)



MAX Acorn Finial



2 3/8" Diameter Mast
(60mm)

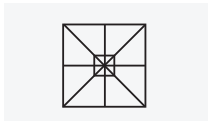
FINISH OPTIONS

FLAGSHIP



Satin Anodized

SHAPE & SIZES



Square

ft. / m.
10.0' / 3.0m
13.0' / 4.0m



Octagon

ft. / m.
14.0' / 4.25m

CUSTOMIZE



DATA SHEET



FINISH SHOWN SATIN ANODIZED

PRODUCT OVERVIEW

BAY MASTER M1 CLASSIC

The Bay Master M1 series of parasols with marine grade aluminum struts is our most durable promotional parasol collection. Intended for most commercial settings, this parasol features an extremely durable and rigid aluminum strut system. Proven in high traffic areas, oceanfront installations and exposed street-side locations, the Bay Master M1 Classic is designed to endure challenging weather conditions.

FEATURES



Ballistic Reinforced
Pocket Construction



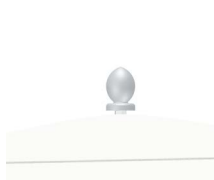
Manual Lift w/ Stainless
Steel Security Pin



Reinforced Strut Joint
Connector



Security Sleeve



Brushed Acorn Finial



Satin Anodized Mast



Auto-LOC Marine Pulley
Lift System

FINISH OPTIONS

FLAGSHIP



Satin Anodized

POWDER COAT



Black Sea



Glacier White



VINEYARD DURA-TEAK

Natural

SHAPE & SIZES



Square

ft. / m.
5.5' / 1.65m
6.5' / 2.0m
7.5' / 2.25m
8.0' / 2.45m



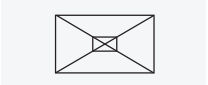
Octagon

ft. / m.
7.5' / 2.25m
9.0' / 2.75m
10.5' / 3.2m



Hexagon

ft. / m.
7.0' / 2.15m
8.5' / 2.6m
10.0' / 3.0m



Rectangle

ft. / m.
6.0' x 9.0' / 1.8 x 2.75m

CUSTOMIZE



DATA SHEET





FINISH SHOWN SATIN ANODIZED

PRODUCT OVERVIEW

BAY MASTER M1 FIBER-FLEX

This parasol is inspired by the wind-swept ocean and desert landscapes of the Baja Peninsula. Tuuci incorporates flexible fiberglass struts -- aptly named Fiber-FLEX-- which absorbs punishing wind conditions, sudden gusts and corrosive salt air environments. Along with Tuuci's patented independent bracket system and our durable Bay Master M1 mast, this parasol is guranteed to last for years.

FEATURES



Ballistic Reinforced
Screw Pocket
Construction



Manual Lift w/ Stainless
Steel Security Pin



Reinforced Strut Joint
Connector



Patented Independent
Bracket System



Auto-LOC Marine Pulley
Lift System *(Upgrade)*

FINISH OPTIONS

FLAGSHIP



Satin Anodized

VINEYARD DURA-TEAK



Natural

SHAPE & SIZES



Square

ft. / m.
5.5' / 1.65m
6.5' / 2.0m
7.5' / 2.25m



Octagon

ft. / m.
7.5' / 2.25m
9.0' / 2.75m
10.5' / 3.2m



Hexagon

ft. / m.
7.0' / 2.15m
8.5' / 2.6m
10.0' / 3.0m

CUSTOMIZE



DATA SHEET



PRODUCT OVERVIEW

BAY MASTER M1 MARITIME HARDWOOD

As part of the Essential Collection, Tuuci's line of elegant shade parasols, where old-world craftsmanship is perfectly matched with modern corrosion-proof materials, the Bay Master M1 Maritime Hardwood is consistently a top parasol choice for luxury resorts throughout the world and for good reason; it's able to withstand tough, windy conditions in tropical climates. Tuuci's proprietary stainless steel non-expansion sleeves prevent the center pole, made from long-grain hardwood, from swelling. This unique feature allows the ribs to breathe, instead of break, in gusty conditions, ensuring years of uninterrupted service. Never before has the wind been at such a disadvantage.

FEATURES



Ballistic Reinforced
Pocket Construction




Manual Lift w/ Pin



Reinforced Strut Joint
Connector



Maritime Hub



Brushed Acorn Finial



Maritime Mast


FINISH OPTIONS

REAL HARDWOOD



Natural

SHAPE & SIZES



Square

ft. / m.
6.5' / 2.0m



Octagon

ft. / m.
9.0' / 2.75m



Hexagon

ft. / m.
8.5' / 2.6m

CUSTOMIZE



DATA SHEET



BAY MASTER MAX CLASSIC

ABOVE GROUND ANCHORS



Aluma-CRETE Round



G-Plate Square
Also available in double and triple stack



Aluma-CRETE Round



G-Plate Square
Also available in double and triple stack

Bases shown in Natural Plantation Aluma-TEAK

ANCHOR DESIGN OPTIONS

PLANTATION ALUMA-TEAK



Natural



Java



Weathered



Aspen White



Cypress




Driftwood


SOLID FINISHES




Marine Silver




Glacier White



Sandbar




Oyster



Night Fog



Espresso



Graphite



Black Sea

IN GROUND ANCHORS



Stainless Steel Bottom Plate for Security Stem



Stainless Steel In-Ground Security Mount



Stainless Steel MAX Extension



Aluminum Extension Cover



G-Plate with TUFF Wheels
for use with square G-plates only

ACCESSORIES

BAY MASTER M1 CENTER POST

ABOVE GROUND ANCHORS



Aluma-CRETE Round



Aluma-CRETE Round with TUFF Wheels



G-Plate Round
Also available in double stack



G-Plate Square
Also available in double stack



Aluma-CRETE Round



Aluma-CRETE Round with TUFF Wheels



G-Plate Round
Also available in double stack



G-Plate Square
Also available in double stack

Bases shown in Natural Plantation Aluma-TEAK

ANCHOR DESIGN OPTIONS

PLANTATION ALUMA-TEAK



Natural



Java



Weathered



Aspen White



Cypress




Driftwood

SOLID FINISHES




Marine Silver




Glacier White



Sandbar




Oyster



Night Fog



Espresso



Graphite



Black Sea

IN GROUND ANCHORS



Deck Mount




Deck Mount with Auto Cam-LOC



Stainless Steel Flush Mount



Stainless Steel Flush Mount with Concrete Cylinder



G-Plate with TUFF Wheels
for use with square G-plates only



Sand Anchor with Stainless Steel Hitch Pin



Stainless Steel Wheel Tray for Round Bases

ACCESSORIES



BAY MASTER M1
CANTILEVER

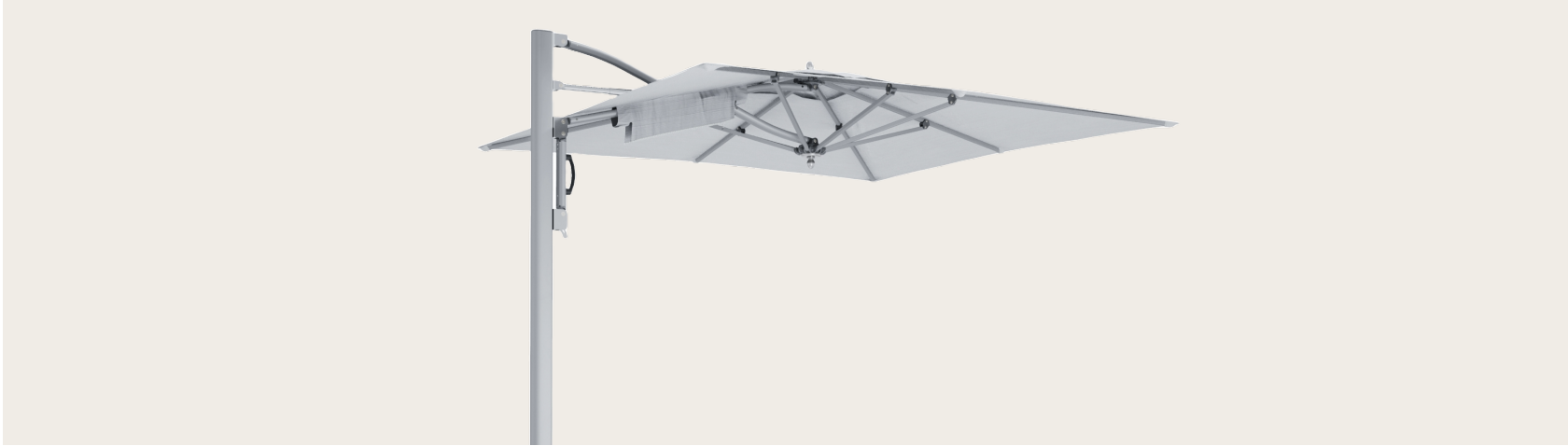
BAY MASTER M1
CANTILEVER



CLASSIC
212



SWIM UNDER
213



FINISH SHOWN SATIN ANODIZED

PRODUCT OVERVIEW

BAY MASTER M1 CLASSIC CANTILEVER

The Bay Master M1 Classic Cantilever is modestly scaled to include smaller shapes and sizes than the larger and more robust MAX Cantilever range. Featuring stainless steel hardware, aluminum struts and Tuuci's exclusive Lift-Assist shade deployment system, this side post parasol is engineered to complement any outdoor environment.

FEATURES



Ballistic Reinforced Pocket Construction



Patented Independent Bracket Hub System



Reinforced Strut Joint Connector




Auto Lift Assist Spring Locking Cam Handle



Auto Lift Assist Piston System



Cam Lock Lever - Allows 360° Rotation



Brushed Acorn Finial



Stem Cover Plate



Easily Replaceable Parts

FINISH OPTIONS

FLAGSHIP



Satin Anodized

POWDER COAT



Black Sea



Glacier White

VINEYARD DURA-TEAK



Natural

SHAPE & SIZES



Square

ft. / m.
8.0' / 2.45m
10.0' / 3.0m



Octagon

ft. / m.
9.0' / 2.75m
11.0' / 3.4m

CUSTOMIZE



DATA SHEET



FINISH SHOWN SATIN ANODIZED

PRODUCT OVERVIEW

BAY MASTER M1 SWIM UNDER CANTILEVER

The Bay Master M1 Swim Under Cantilever parasol is inspired by the wind-swept ocean and desert landscapes of the Baja Peninsula. The shorter mast allows for deployment directly over pools or patios with in-ground mounts within the base for added security and the parasol features an auto lift system on the back side of the cantilever allowing for easy opening from the poolside.

FEATURES



Ballistic Reinforced Pocket Construction



Patented Independent Bracket Hub System



Reinforced Strut Joint Connector



Brushed Acorn Finial



Stem Cover Plate



Cam Lock Lever - Allows 360° Rotation

FINISH OPTIONS

FLAGSHIP



Satin Anodized

VINEYARD DURA-TEAK



Natural

SHAPE & SIZES



Square

ft. / m.
8.0' / 2.45m

CUSTOMIZE



DATA SHEET

ABOVE GROUND ANCHORS



G-Plate Square
Also available in double and triple stack



Half Aluma-CRETE
Cube Anchor



G-Plate Square
Also available in double and triple stack



Half Aluma-CRETE
Cube Anchor


Bases shown in Natural Plantation Aluma-TEAK

ANCHOR DESIGN OPTIONS

PLANTATION ALUMA-TEAK



Natural



Java



Weathered



Aspen White



Cypress




Driftwood

SOLID FINISHES




Marine Silver




Glacier White



Sandbar




Oyster



Night Fog



Espresso



Graphite



Black Sea

IN GROUND ANCHORS



Stainless Steel Bottom
Plate for Security Stem




Stainless Steel In-Ground
Security Mount

ACCESSORIES



Half Cube Cushion
*for use with Half Aluma-Crete
Cube only*



G-Plate with TUFF Wheels
*for use with square
G-plates only*



CABANAS

CABANA



SOLANOX
218



ATLANTIS
219



GRAND PACIFIC
220



ST. TROPEZ
221



FINISH SHOWN JAVA ALUMA-TEAK

PRODUCT OVERVIEW

SOLANOX CABANA

Tuuci Solanox Cabana structures effortlessly transform any patio, poolside or outdoor landscape into open-air living rooms. The structure's sleek modular design is built to custom specifications; shape, size, finish, walls, seating and lighting options. The outdoors never felt more luxurious.

FEATURES

Lighting Option

TV Mount Option

Heater Option

Trellis Roof

Water Resistant Fabric Roof Option

Bench, L-Bench or Bed

4 Trellis Side Walls/ Front & Inside Full Fabric Curtains / 2x Trellis Roof

Full Fabric Curtains with Tie Backs

Outlet

FINISH OPTIONS

PLANTATION ALUMA-TEAK

Java

Natural

Weathered

Driftwood

Cypress

Aspen White

POWDER COAT

Black Sea

Graphite

Espresso

Night Fog

Oyster

Sandbar

Glacier White

Silver Sand

SHAPE & SIZES

Square

ft. / m.

8.0' / 2.45m

10.0' / 3.0m

12.0' / 3.65m

Rectangle

ft. / m.

8.0' x 10.0' / 2.45 x 3.0m

8.0' x 12.0' / 2.45 x 3.65m

10.0' x 12.0' / 3.0 x 3.65m

CUSTOMIZE

DATA SHEET



PRODUCT OVERVIEW

ATLANTIS CABANA

Adding a dramatic sense of style to any setting has never been easier. The Atlantis Cabana is an impressive combination of Tuuci's distinctive style and customary utility. Topped with a Vector Vent and flanked with ample drapes in high-performance marine grade fabric, the Atlantis is built with an Armor-Wall™ aluminum marine alloy frame. It can be secured directly to a deck or in portable bases to create the perfect temporary or permanent outdoor room.

FEATURES

Venice Aluminum Finial

Armor-Wall Mast

Reinforced Strut Joint

Aluminum Construction w/ Stainless Steel Components

Stainless Steel Curtain Rings, Grommets, and Clips

Optional Pre-Wired Junction Box

FINISH OPTIONS

VINEYARD DURA-TEAK

Polished Titanium

Natural

SHAPE & SIZES

Square

ft. / m.

8.0' / 2.45m

10.0' / 3.0m

Rectangle

ft. / m.

8.0' x 12.0' / 2.45 x 3.65m




PRODUCT OVERVIEW


GRAND PACIFIC CABANA

The ultimate in beauty and privacy with maximum durability. Topped with an oversized market profile, Vector Vent canopy and flanked with three optional tensioned structural fabric walls, the Grand Pacific offers a romantic retreat and spacious outdoor room. Armor-Wall™ marine grade aluminum makes this our toughest pavilion. Custom-crafted, high-performance marine grade fabrics ensure durability, and beauty is never compromised.


FEATURES




Venice Aluminum Finial




Armor-Wall Mast




Reinforced Strut Joint



Aluminum Construction w/ Stainless Steel Components



Stainless Steel Curtain Rings, Grommets, and Clips




Optional Pre-Wired Junction Box

FINISH OPTIONS



Polished Titanium

SHAPE & SIZES



Square

ft. / m.
12.0' / 3.65m




PRODUCT OVERVIEW

ST. TROPEZ CABANA

Adorned with luxurious fabric walls and interior trimmings for the ultimate in beachfront privacy, the pavilion is inspired by the seaside lifestyles of the Mediterranean coast. The St. Tropez Cabana features three fabric walls and a unique, height adjustable, retractable awning, as well as interior privacy drapes that are ideal for creating a secluded changing or storage area. This is the most luxurious chalet for soaking in any seaside landscape.

FEATURES



Venice Aluminum Finial




Armor-Wall Mast



Reinforced Strut Joint



Aluminum Construction w/ Stainless Steel Components



Stainless Steel Curtain Rings, Grommets, and Clips



Optional Pre-Wired Junction Box

FINISH OPTIONS



Polished Titanium

SHAPE & SIZES



Rectangle

ft. / m.
10.0' x 12.0' / 3.0 x 3.65m

LOUNGES



LOUNGE



SOLANOX DOUBLE CHAISE
224



MERCURY
225



CRESCENT
226



AIR LOUNGE+WAVE STAND
227



FINISH SHOWN JAVA ALUMA-TEAK

PRODUCT OVERVIEW

SOLANOX DOUBLE CHAISE LOUNGE

Tuuci's exclusive SolanoX Double Chaise Lounge is luxury and durability in one package. Engineered with 4" / 10cm square Armor Wall aluminum extrusions, and finished with our range of powder-coat options or our exclusive Aluma-TEAK™ finish, this eye-popping piece is at home in any commercial or residential environment. Enjoy a good book or lie back for an afternoon nap. Relaxation has never been so beautiful.

FEATURES

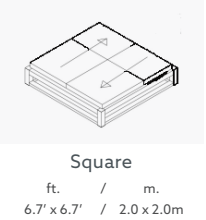


Adjustable Reclining Positions

FINISH OPTIONS

PLANTATION ALUMA-TEAK	POWDER COAT
 Java	 Black Sea
 Natural	 Graphite
 Weathered	 Espresso
 Driftwood	 Night Fog
 Cypress	 Oyster
 Aspen White	 Sandbar
	 Glacier White
	 Silver Sand

SHAPE & SIZES



PRODUCT OVERVIEW

MERCURY LOUNGE

Open air, covered with shade and filled with cushions and comfort, the Mercury Bed & Sun Lounge takes relaxation to a new level. Constructed with Tuuci's polished-titanium Armor-Wall™ aluminum frame and modular marine grade components, the Mercury features high-performance fabric cushions and bed coverings with sheer privacy curtains. Optional market-style canopy top with Vector Vent can be removed to reveal standard retractable sunroof drapes. It's extreme ambiance for any property.

FEATURES



FINISH OPTIONS



SHAPE & SIZES





PRODUCT OVERVIEW

CRESCENT LOUNGE

Enjoying the natural world's elements has never been so relaxing. The Crescent Lounge is an oasis of comfort and style, riding on 100 square feet of plush cushions, throw pillows, drapery and full open-air shade coverage. Constructed of Tuuci's Armor-Wall™ aluminum framework, stainless steel hardware and marine grade patented components, the Crescent Lounge is suited to withstand any outdoor environment. Enjoy this comfort lounge directly on the beach, under the sun and by the water. The Crescent Lounge is your private relaxation oasis.

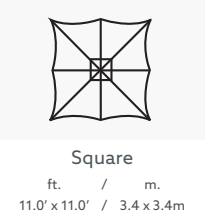
FEATURES



FINISH OPTIONS



SHAPE & SIZES




PRODUCT OVERVIEW

AIR LOUNGE + WAVE STAND

Stretching the horizons of hammock comfort and innovation, Tuuci's Air Lounge is the ultimate way to relax. Designed to gently contract and expand for a smooth ride, its unique beauty is matched only by its durable construction of Ultra Dry-Core Comfort Mesh and durable hardwood stretcher bars. Years of awe-inspiring relaxation await your arrival.

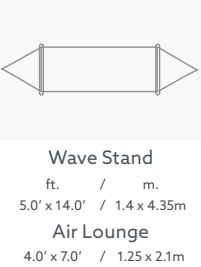
FEATURES



FINISH OPTIONS



SHAPE & SIZES






ACCESSORIES



URBAN GARDEN
PLANTERS

HIGHLAND
230

MAINLAND
231



FREESTANDING

TRELLIS SCREEN
232

LIGHT POST
233



FINISH SHOWN **NATURAL ALUMA-TEAK**

PRODUCT OVERVIEW

HIGHLAND PLANTER

Reminiscent of the mixed materials from sailing yachts and today's luxurious furniture designs, the Highland Planter is a refined vision of timelessness, featuring thin ridges that provide an elevated accent to the wider channels. Enhance any outdoor aesthetic with the ability to select a premium Aluma-TEAK wood finish or powder coat on the channels combined with a powder coat or polished titanium finish on the ridges.

FEATURES



FINISH OPTIONS

PLANTATION ALUMA-TEAK	POWDER COAT
	
Java	Black Sea
	
Natural	Graphite
	
Weathered	Espresso
	
Driftwood	Night Fog
	
Cypress	Oyster
	
Aspen White	Sandbar
	
	Glacier White
	
	Silver Sand

SHAPE & SIZES


LOW
14" D x 18" W x 18" H 36 x 46 x 46 CM
14" D x 36" W x 18" H 36 x 92 x 46 CM
36" D x 36" W x 18" H 92 x 92 x 46 CM
14" D x 72" W x 18" H 36 x 183 x 46 CM

TALL
14" D x 18" W x 30" H 36 x 46 x 76 CM
14" D x 36" W x 30" H 36 x 92 x 76 CM
14" D x 72" W x 30" H 36 x 183 x 76 CM

CUSTOMIZE



DATA SHEET



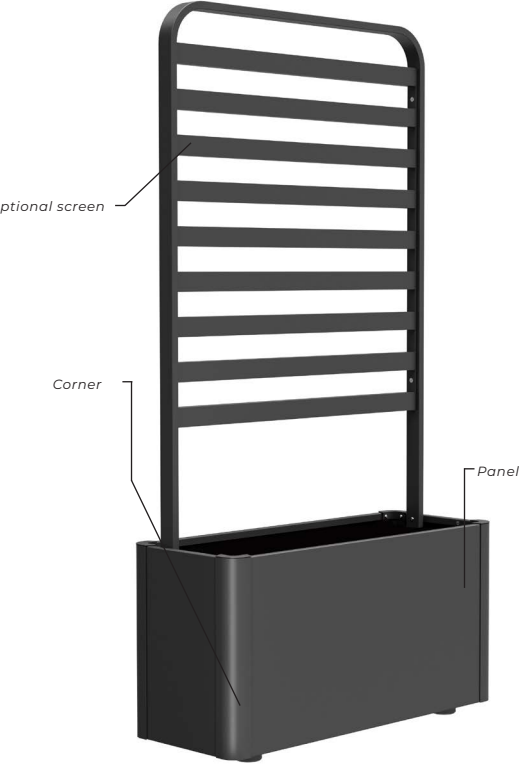
FINISH SHOWN **GRAPHITE**

PRODUCT OVERVIEW









MAINLAND PLANTER

The effortlessly simple and monochromatic design of the Mainland Planter offers a nod to contemporary design roots and can be comfortably situated as a complementary architectural feature in classic settings.



FEATURES



FINISH OPTIONS

POWDER COAT

Black Sea

Graphite

Espresso

Night Fog

Oyster

Sandbar

Glacier White

Silver Sand

SHAPE & SIZES



LOW
14" D x 18" W x 18" H 36 x 46 x 46 CM
14" D x 36" W x 18" H 36 x 92 x 46 CM
36" D x 36" W x 18" H 92 x 92 x 46 CM

TALL
14" D x 18" W x 30" H 36 x 46 x 76 CM
14" D x 36" W x 30" H 36 x 92 x 76 CM

CUSTOMIZE



DATA SHEET





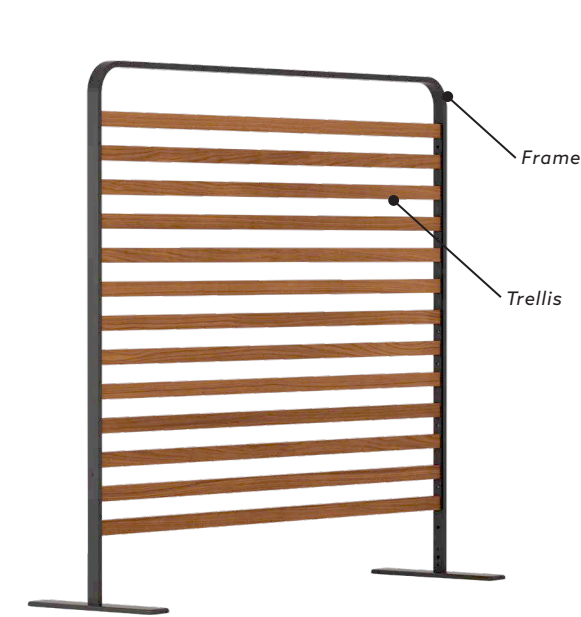
FINISH SHOWN **NATURAL ALUMA-TEAK & GRAPHITE**

PRODUCT OVERVIEW

FREESTANDING TRELLIS SCREEN

Presenting our Freestanding Trellis Screen, craft your personalized open-air retreat. Select from a range of powder coat finishes available for the frame, offering both beauty and durability. For the trellis itself, opt between the powder coat finish or take it a notch higher with the luxurious aluma-TEAK upgrade.

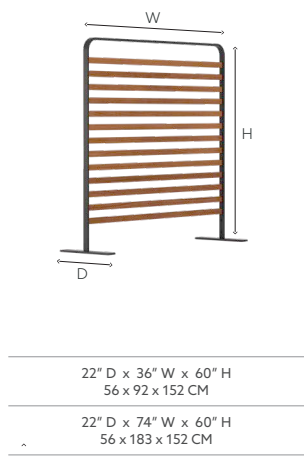
FEATURES



FINISH OPTIONS

PLANTATION ALUMA-TEAK (available as upgrade for trellis)	POWDER COAT
Java	Black Sea
Natural	Graphite
Weathered	Espresso
Driftwood	Night Fog
Cypress	Oyster
Aspen White	Sandbar
	Glacier White
	Silver Sand

SHAPE & SIZES



CUSTOMIZE



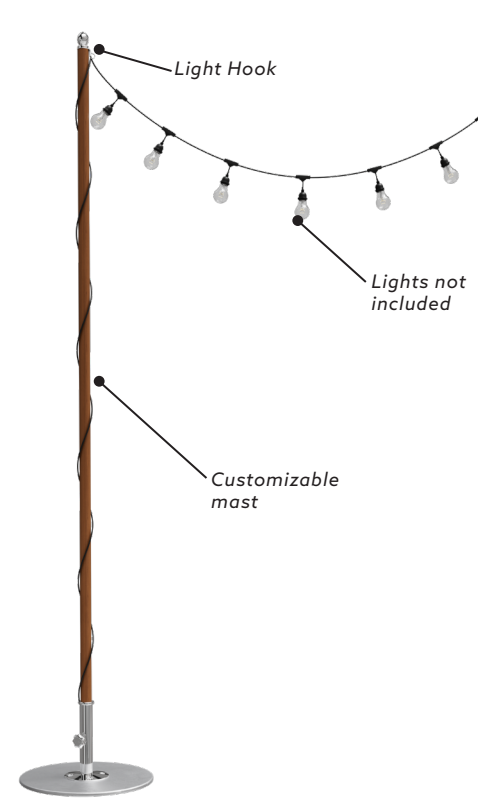
FINISH SHOWN **NATURAL ALUMA-TEAK**

PRODUCT OVERVIEW

FREESTANDING LIGHT POST

Brighten your outdoor oasis! Discover the transformative power of our Freestanding Light Post. Tailored to your taste with fifteen unique finish options, and pairs perfectly with Tuuci's Round G-plate Anchor. Set the mood and light up your space in style, crafting an inviting ambiance effortlessly.

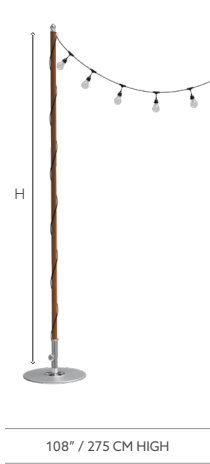
FEATURES



FINISH OPTIONS

FLAGSHIP	POWDER COAT
Polished Titanium	Black Sea
	Graphite
Java	Espresso
Natural	Night Fog
Weathered	Oyster
Driftwood	Sandbar
Cypress	Glacier White
Aspen White	Silver Sand

SHAPE & SIZES




CUSTOMIZE





MATERIALS & ENHANCEMENTS



PLANTATION ALUMA-TEAK FINISHES

— Our state-of-the-art Aluma-TEAK coating conveys the elegance of hardwood with unparalleled resilience to the elements.

Tuuci pioneered the art of creating a product with the indistinguishable appearance of hardwood that is impervious to seaside corrosion and UV degradation. We continue to perfect and expand our collection of woodgrain offerings to enhance every setting.





SOLID POWDER COAT FINISHES

— Tuuci offers a variety of on-trend, modern and classic finishes to complement your outdoor space. Choose from Tuuci's premium coating options to seamlessly integrate your parasols into your design vision and feel confident knowing the frame finish is covered by a five-year warranty.



MXT 9000-9600 FABRICS

*No flat binding † No braid binding

HEATHERS & TEXTURES

Sophisticated textures add depth to outdoor projects.


Swatches shown in MXT



Sugar
MXT 9097



Fossil
MXT 9083†



Sand
MXT 9093*†



Alabaster
MXT 9080†



Pumice
MXT 9091*†



Nantucket Dune
MXT 9088†




Mojave
MXT 9086†



Moraine
MXT 9087†




Stone
MXT 9096†



Shale Rib
MXT 9095*†




Shadow
MXT 9094†




Pewter Rib
MXT 9090*†



Stingray
MXT 9050



Charcoal Rib
MXT 9082




Ash Gray
MXT 9081†



Onyx
MXT 9089



Glacier
MXT 9084



Royal Blue Rib
MXT 9092



Woodland
MXT 9098
CXT 8098




Hemlock Rib
MXT 9085

MXT 9000-9600 FABRICS


*No flat binding † No braid binding

LAND & BEACH

These timeless neutrals in warm and cool shades integrate into any natural environment.



Snow
MXT 9105
CXT 8105



Natural
MXT 9003
CXT 8003



Scallop
MXT 9004



Malt
MXT 9102†



Eggshell
MXT 9101



Crème
MXT 9100



Scone
MXT 9104




Sahara
MXT 9051



Beeswax
MXT 9099
CXT 8099



Ecru
MXT 9005




Thunder
MXT 9107



Truffle
MXT 9010
CXT 8010




Platinum
MXT 9007




Pearl
MXT 9103†



Dolphin
MXT 9008




Anchor Gray
MXT 9009
CXT 8009




Cocoa Bean
MXT 9045
CXT 8045



Espresso
MXT 9046



Tempest
MXT 9106†



Black
MXT 9006
CXT 8006








MXT 9000-9600 FABRICS

*No flat binding † No braid binding

SEA & SKY

Soothing greens and blues invoke calming waters and tranquil horizons.

Swatches shown in MXT

			
Lichen MXT 9113†	Sprout MXT 9299	Sage MXT 9041	Moss MXT 9296*
			
Sea Mist MXT 9298	Turks MXT 9015 CXT 8015	Curacao MXT 9040	Bahama MXT 9108
			
Heaven MXT 9112†	Harbour MXT 9111	Cerulean MXT 9109 CXT 8109	Blue Stone MXT 9011 CXT 8011
			
French Lilac MXT 9110†	Portofino MXT 9043 CXT 8043	Regatta Blue MXT 9297 CXT 8297	Compass Blue MXT 9012
			
Abaco MXT 9049	Evergreen MXT 9047 CXT 8047	Admiral Navy MXT 9044	Midnight Blue MXT 9114 CXT 8114

MXT 9000-9600 FABRICS

*No flat binding † No braid binding

SUN & FLOWERS

Sunny, warm colors and cool shades that will brighten up any patio, terrace, or outdoor setting.

Swatches shown in MXT

			
Canary MXT 9303†	Sunburst MXT 9016 CXT 8016	Marigold MXT 9310*	Nectarine MXT 9304†
			
Grapefruit MXT 9307†	Begonia MXT 9301	Apricot MXT 9053 CXT 8053	Madrona MXT 9309 CXT 8309
			
Peony MXT 9311*	Dragonfruit MXT 9302 CXT 8302	Cherry MXT 9013 CXT 8013	Scarlet MXT 9014 CXT 8014
			
Flame MXT 9306*†	Chili MXT 9052 CXT 8052	Cabernet MXT 9042 CXT 8042	Eggplant MXT 9305†
			
Violet MXT 9312†	Lapis MXT 9308	Indigo MXT 9048	Amethyst MXT 9300*†

MXT 9000-9600 FABRICS

CLASSIC STRIPES


From the French Riviera to Miami Beach, these classic stripes check all the boxes for the flawless beach palette.




Poppy Red
MXT 9319



Sun Yellow
MXT 9320




Cloud Grey
MXT 9315




Royal Blue
MXT 9074




Dark Navy
MXT 9317



Bright Orange
MXT 9314



Alpine Green
MXT 9313



Marina Blue
MXT 9318




Coal Black
MXT 9316

MXT 9700 & LXT 7700 FABRICS


HORIZONS & TERRAIN

A well balanced neutral palette grounded in the colors of the earth.


Swatches shown in MXT unless otherwise noted.



Whitecap
MXT 9700
LXT 7700



Whisper Gray
MXT 9707
LXT 7707



Moonstone
MXT 9701




Barley
MXT 9702




Sienna
MXT 9706
LXT 7706



Almond
MXT 9703



Georgetown
MXT 9708



Squall
MXT 9709
LXT 7709




Meteorite
MXT 9710




Basalt
MXT 9714
LXT 7714



Daffodil
MXT 9705



Abyss
MXT 9713
LXT 7713




Deep Emerald
MXT 9711
LXT 7711




Earth
MXT 9712

PXT 10000 FABRICS



White Sail
PXT 10001



Nightfall
PXT 10002



Obsidian
PXT 10003

MXT 9800 FABRICS



Arctic Silver
MXT 9800




Comet
MXT 9801



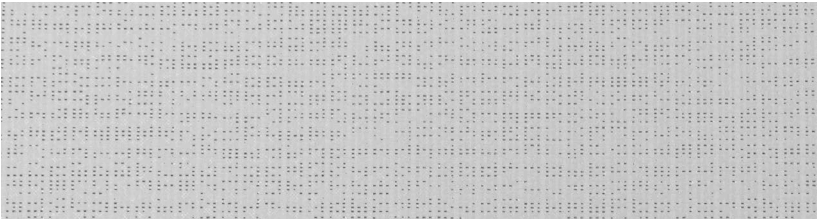
Black Pearl
MXT 9802

PXT 10000-86 & -92 FABRICS


Swatches shown in PXT 10000-86 series unless otherwise noted.




Spinnaker
PXT 10004-86
PXT 10004-92




Gateway/Spinnaker
PXT 10014-86
PXT 10014-92 (shown)




Haze
PXT 10005-86
PXT 10005-92




Gateway
PXT 10006-86
PXT 10006-92




Grayhound
PXT 10007-86
PXT 10007-92



Hammerhead
PXT 10008-86
PXT 10008-92



Lemon
PXT 10010-86
PXT 10010-92



Crimson
PXT 10011-86
PXT 10011-92



Pear
PXT 10012-86
PXT 10012-92



Raven
PXT 10013-86
PXT 10013-92

NAUTICALLY DESIGNED FOR EXTREME ENVIRONMENTS

Tuuci's high performance exterior textiles are designed to endure nature's most extreme environments. This selection offers a range of dynamic colors, textures, and patterns, meticulously crafted in a variety of grades to enhance your outdoor shade experience and inspire you to live your best life outdoors.

PREMIER PXT SERIES

Premier PXT 10000	The most durable and highest performing textile for continued extreme exposure while offering excellent water repellency and superior tensile strength. It is a standard canopy option for the Ocean Master MAX F-1.
Premier PXT 10000-92	This series presents the unique balance of extreme strength and open weave construction, making it ideal for high wind applications where 100% shade and water resistance isn't required. This series offers 4% open weave ratio. It is a standard canopy option for the Ocean Master MAX F-1 and is recommended for the Stingray.
Premier PXT 10000-86	This series presents the unique balance of extreme strength and open weave construction, making it ideal for high wind applications where 100% shade and water resistance isn't required. This series offers 14% open weave ratio. It is a standard canopy option for the Ocean Master MAX F-1 and is recommended for the Stingray.

MARINE MXT SERIES

Marine MXT 9000-9600	Perfect for commercial and residential use in both extreme and moderate environments. This versatile acrylic fabric series offers the greatest selection of colors, the longest warranty, and is available on most products. <i>Flat binding required with fishtail profile. Braid binding required with valance.</i>
Marine MXT 9800	This two-ply polyester fabric with resin coating comes standard with a two-toned canopy, where the underside is white and the colored resin coating is on the top. Commonly used on the Ocean Master M1 Manta.
Marine MXT 9700	The polyester construction of the Marine MXT 9700 Series maintains a unique balance of strength to weight ratio and has been specifically selected for use with the Ocean Master MEGA MAX but is available on many other collections too.

COMFORT CXT SERIES

Comfort CXT 8000	This acrylic fabric is ideal for smaller parasols where the strength of marine grade fabric is not required. Also, this is the preferred option for cabana bench upholstery.
------------------	--

LIGHT LXT SERIES

Light LXT 7700	A lighter alternative to the MXT 9700 Series, the woven polyester construction is ideal for smaller parasols.
----------------	---

CANOPY ENHANCEMENT OPTIONS

CORD FRINGE
Standard 15cm length



BRUSH FRINGE
Standard 5cm length



MARKET CUT PROFILE



FISHTAIL PROFILE
Only available on octagon and hexagon canopies



DOUBLE SIDED CANOPY
Not available on Ocean Master MAX F-1



CONTRASTING BINDING
Binding on canopy edge and vent



ACCENT BORDER
15cm accent border on top and underside of the canopy



CONTRASTING POCKETS
Pocket color on top and underside of canopy



CONTRASTING WIND VENT
The standard is matching. Please specify when a contrasting vent is preferred.



ALTERNATING PANELS



THREE PIECE ALTERNATING PANELS
Straight valance
Only available on Pagoda



THREE PIECE ALTERNATING PANELS
Teardrop valance
Only available on Pagoda



DOUBLE WIND VENT
Only available on Ocean Master M1 Classic hexagon and octagon



STRAIGHT VALANCE
with braid binding



SCALLOPED VALANCE
with braid binding



CLASSIC ROMAN VALANCE
with braid binding



MODERN ROMAN VALANCE
with braid binding




SEA SCALLOP VALANCE
only available on Cupola



Three piece alternating panels with teardrop valance, tassels, braid binding and double sided canopy



Classic roman valance with braid binding



Modern roman valance with braid binding



Double sided canopy with contrasting flat binding on canopy edge and vent



Scalloped valance with braid binding and cord fringe



Fishtail profile with flat braid binding and accent border



Straight valance with braid binding



Contrasting flat binding, pockets, and wind vent



ULTIMATE SHADE BRANDING

— How you promote your brand says something about it. That's why Tuuci will showcase it with the enduring quality it deserves. That means nailing the details, like quality printing on both the top and the underside and delivering exact color matches to your visual identity.

Around the globe, leading restaurant brands, franchises and luxury resorts rely on Tuuci to deliver shade made right. Our in-house designers will execute your corporate identity and brand vision, creating a stunning asset for your restaurant, hotel, franchise or business. Your brand is made to last. It deserves shade made the same way.



PANTONE MATCHING

Your brand guidelines and messaging are perfectly matched and flawlessly executed.



DESIGN SERVICES

Turn your vision into a reality with help from our in-house design team.



PIXEL PERFECT PRINTING

Exacting standards lead to precise results with our logo printing process.



LONG-LASTING COLOR

We use dyes and techniques that will last for years to come, even under the harshest conditions.

STAY OUTSIDE.



GLOBAL MISSION CONTROL

MIAMI, USA

INFO@TUUCI.COM

+1.305.634.5116

EUROPE SHADE POST

OISTERWIJK, THE NETHERLANDS

INFO@TUUCI.EU

+31.13.522.0471

ASIA-PACIFIC SHADE POST

HO CHI MINH CITY, VIETNAM

INFO@TUUCI.COM

+84.274.379.4714

TUUCI.COM